

Total net assets	84,13M€	Inception date (unit)	29 mars 2012
NAV	283,97 €	ISIN Code	FR0011034131
		Bloomberg Code	OBJVALR

Country of registration 

MANAGER(S)



Axel Laroza

INVESTMENT POLICY

The management objective aims to achieve a performance greater than the Stoxx 600 index.

FUND MANAGERS COMMENT

The market dropped sharply in October, shaken by a raft of profit warnings, particularly in the automotive sector, as well as by concerns about the situation in Italy and consumption in China. The Stoxx 600 lost 5,53% over the month, hurt in the first fortnight by a decline in high-multiple stocks, notably luxury and technology, then by a number of earnings releases. The fund was able to make the most of this rotation at the beginning of the period but was hurt by some disappointing results that led to a highly volatile relative performance. It ended this very downbeat month with a significant underperformance, posting a decline of 8,29%. Aperam and WPP released disappointing third quarter results and reacted very badly. Danske Bank is still suffering from the lack of transparency surrounding its business in Estonia. Despite a satisfactory earnings release, ArcelorMittal was down over the month. More generally, retail, commodities and media made a negative contribution. By contrast, healthcare extended the sharp rise that started back in the spring, with satisfactory contributions from Merck KGaA and AstraZeneca. Carrefour also confirmed its recovery. It is worth noting the major profit warning issued by Spanish retailer Dia, which had a very negative impact on the fund's performance. The stock is currently being monitored closely and we have not added to our holding in the fund

RISK SCALE*



Recommended investment period of 5 years

BENCHMARK INDEX

STOXX EUROPE 600 Net Return EUR

FEATURES

Legal Form	SICAV
Legal Domicile	France
UCITS	Yes
AMF Classification	International equities
Eligibility to PEA (personal equity savings plan)	Yes
Currency	EURO
Subscribers concerned	Retail
Inception date	19/03/90
Date of share's first NAV calculation	29/03/12
Management company	Lazard Frères Gestion SAS
Custodian	Lazard Frères Banque
Valuation agent	CACEIS Fund Admin
Frequency of NAV calculation	Daily
Order execution	On next NAV for orders placed before 11:00 a.m
Subscription terms	D (NAV date) + 2 business day
Settlement of redemptions	D (NAV date) + 2 business day
Share decimalisation	Yes
Minimum investment	1 share
Subscription fees	4% max
Redemption fees	1% max
Management fees	2,10%
Outperformance fees	15% of the performance over the benchmark
Current expenses	2,45%

*Risk scale : Derived from the historic volatility of the fund over a period of 5 years. The management company reserves the right to adjust the level of risk calculated according to the specific risk of the fund. This risk scale is supplied as a rough guide and may be modified without advance notice.

CHANGE IN NET ASSET VALUE (NAV)



Past performance is not a guarantee of current or future performance and increases at the end of the recommended investment period.

HISTORICAL PERFORMANCES

Cumulative						Annualized	
	1 Month	2018	1 Year	3 Years	5 Years	3 Years	5 Years
Fund	-8,37%	-16,65%	-18,33%	-6,87%	5,79%	-2,34%	1,13%
Benchmark index	-5,53%	-4,68%	-5,93%	4,71%	28,60%	1,54%	5,16%
Difference	-2,84%	-11,97%	-12,40%	-11,58%	-22,80%	-3,89%	-4,03%

ANNUAL PERFORMANCE

	Fund	Benchmark index
2017	13,34%	10,58%
2016	1,92%	1,73%
2015	2,55%	9,60%
2014	2,70%	7,20%
2013	29,18%	20,79%

RISK RATIOS*

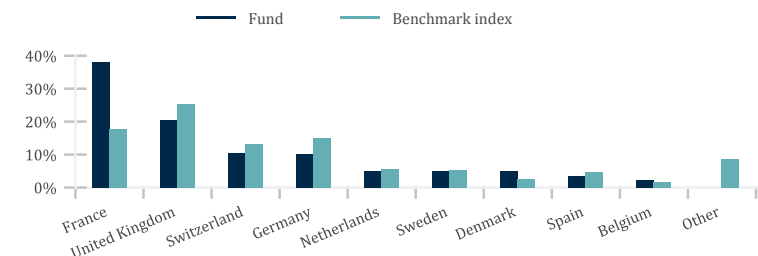
	1 Year	3 Years
Volatility		
Fund	11,95%	17,35%
Benchmark index	10,90%	14,65%
Tracking Error	4,69%	5,34%
Information ratio	-2,65	-0,72
Sharpe ratio	-1,51	-0,11
Alpha	-13,06	-3,69
Beta	1,01	1,14

* Ratios calculated on a weekly basis

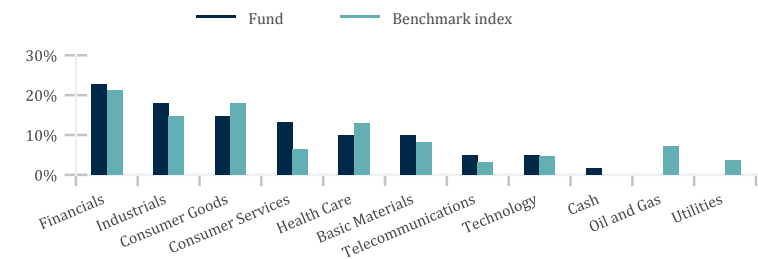
MAIN HOLDINGS

Holdings	Country	Sector	Weight	
			Fund	Index
ALSTOM	France	Industrial Goods & Services	2,7%	0,1%
WEIR GROUP P.L.C. (THE)	United Kingdom	Industrial Goods & Services	2,6%	0,1%
ADECCO GROUP SA (NOMINATIVE)	Switzerland	Industrial Goods & Services	2,6%	0,1%
RSA INSURANCE GROUP P.L.C	United Kingdom	Insurance	2,6%	0,1%
CREDIT SUISSE GROUP AG (NOMI.)	Switzerland	Banks	2,6%	0,4%
BANCO SANTANDER S.A.	Spain	Banks	2,6%	0,9%
AIR LIQUIDE (L')	France	Chemicals	2,6%	0,6%
NESTLE SA (NOMINATIVE)	Switzerland	Food & Beverage	2,6%	2,9%
PRUDENTIAL PLC	United Kingdom	Insurance	2,6%	0,6%
SPECTRIS P.L.C.	United Kingdom	Industrial Goods & Services	2,6%	0,0%
Total			25,9%	5,6%

GEOGRAPHICAL DISTRIBUTION



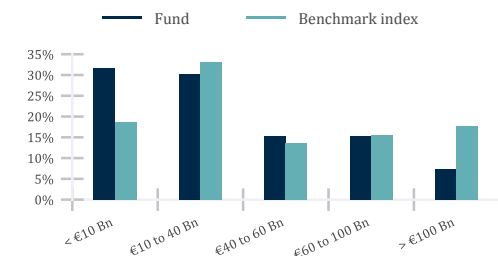
SECTOR ALLOCATION



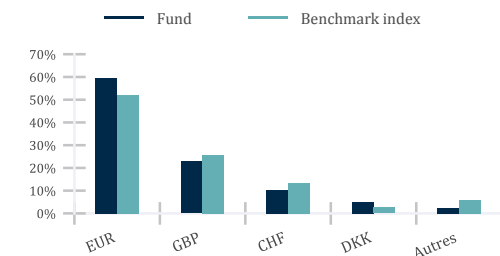
MAIN TRANSACTIONS

New positions	Positions sold
NOVO-NORDISK A/S -B- (DIV)	ASSOCIATED BRITISH FOODS PLC
ALLIANZ SE (NOMINATIVE)	INTESA SANPAOLO SPA
MUENCHENER RUECKVERSICHER.	NOKIA OYJ

BREAKDOWN BY CAPITALISATION



BREAKDOWN BY CURRENCY



OVER- AND UNDEREXPOSURE TO THE BENCHMARK INDEX

Overexposures		Underexposures	
ALSTOM	2,6%	NOVARTIS SA (NOMINATIVE)	-2,5%
WEIR GROUP P.L.C. (THE)	2,6%	HSBC HOLDINGS PLC	-1,9%
ADECCO GROUP SA (NOMINATIVE)	2,5%	TOTAL	-1,8%
SPECTRIS P.L.C.	2,5%	ROYAL DUTCH SHELL PLC - A-	-1,6%

RELATIVE CONTRIBUTORS TO PERFORMANCE

First positive contributors			First negative contributors		
	Absolute perf.	Relative contribution (bp)		Absolute perf.	Relative contribution (bp)
MERCK KGAA	6,0%	26	DIA(DISTRIB.INTL ALIMENTACION)	-67,0%	-152
CARREFOUR	3,5%	22	APERAM SA	-23,9%	-48
KINGFISHER P.L.C.	0,5%	14	DANSKE BANK AS	-25,2%	-48
Total		63	Total		-248

CONTACTS AND ADDITIONAL INFORMATION

Subscription/redemption
CACEIS Bank / LFB
01.57.78.14.14

Additional Information:
+33 1 44 13 01 79

Publications of NAVs:
www.lazardfreresgestion.fr

Please consider a fund's investment objectives, risks, charges, and expenses carefully before investing. Read the prospectus or summary prospectus carefully before you invest. The prospectus contain investment objectives, risks, charges, expenses, and other information about the Portfolio(s) and The Lazard Frères Gestion Funds that may not be detailed in this document. Distributed by Lazard Frères Gestion.

"The State of the origin of the Fund is France. In Switzerland, the Representative is ACOLIN Fund Services AG, Affolternstrasse 56, CH-8050 Zurich, whilst the Paying agent is Banque Cantonale de Genève, 17 quai de l'Ile, CH-1204 Geneva. The prospectus, the Key Investor Information Documents, the status as well as the annual and semi-annual reports may be obtained free of charge from the Representative. In respect of the units distributed in or from Switzerland, the place of performance and jurisdiction is at the registered office of the Representative. The current document is intended for information purposes only and shall not be used as an offer to buy and/or sell shares. Past performance is no indication of current or future performance. The performance data do not take account of the commissions and costs incurred on the issue and redemption of units."

LAZARD FRÈRES GESTION
SAS au capital de 14 487 500 € - 352 213 599 RCS Paris - 25 rue de Courcelles 75008 Paris
www.lazardfreresgestion.fr