

Bonds and other euro-denominated debt securities	Share Class	ISIN Code	NAV €	Net assets (€ million)	Total net assets (€ million)
	ED H-EUR	FR0013464153	1 027,34	26,73	<b>68,12</b>

## MANAGEMENT

### INVESTMENT POLICY

The investment strategy will be based mainly on a ‘carry’ type management (purchase of securities to hold them in the portfolio until their maturity) until the early redemption date at the option of the issuer or the holder). The portfolio manager can actively manage the strategy by selling a security, buying a new security.

Investment Grade Corporate Bonds, High Yield Corporate Bonds and Financial Institutions Bonds. The strategy invests only in securities issued by issuers whose headquarters are in an OECD member country and/or in securities listed on a stock exchange in one of these countries.

Achieve a gross yield between 2.2% and 2.7% (including the potential impact of default<sup>2</sup>) by investing mainly in fixed Income instruments issued by companies and financial institutions. These investments are made without any financial rating constraints, denominated in euro and/or US dollar and/or pound sterling.

### FUND MANAGER'S COMMENT - Benjamin Le Roux

Long-term interest rates diverged on either side of the Atlantic in March, with the yield spread between the T-Note and the 10-year Bund now standing at 2,0%, up 37bp over the month. This development reflects growth and inflation prospects as well as the clearly stronger vaccination momentum in the United States. The health situation is continuing to deteriorate in continental Europe, forcing governments to introduce or tighten restrictive measures and the ECB to strengthen its support for the economy, with the announcement of a significant increase in its asset purchases in the coming quarter. This news contributed to the continued tightening of spreads between Eurozone countries, with the German Bund and the Italian 10Y BTP falling by 3bp and 9bp respectively in March to -0,29% and +0,67%.

Credit presented a mixed picture over the month: the credit margin against government bonds widened slightly by 1bp for senior corporate credit to 83bp and by 2bp for senior financial credit to 79bp, while it tightened by 6bp for subordinated financials to 141bp and by 13bp for IG corporate hybrids to 194bp (ICE BofAML indices). Spread tightening occurred mainly in the second week of the month following the ECB meeting announcing an acceleration of its asset purchase programme. All sectors were in the green, especially automotive, leisure and energy, while defensive sectors (consumer goods, utilities, healthcare) performed less well.

For financial issuers, the end of the month was marked by the setbacks of the Archegos fund and the losses incurred by its prime brokers, particularly Credit Suisse which came in for a battering after issuing a statement indicating “a significant impact in Q1”. CS finally reported an impact of CHF4.4bn, but this should result in a pre-tax loss of CHF900m thanks to stellar Q1 revenues. The CS share fell by 19% in the last week of the month and the AT1 by between 2% and 5%. Unsurprisingly, S&P, Fitch and Moody’s placed the bank’s rating on negative outlook.

The primary market was active in March, driven in particular by Daimler, Stellantis (first issue since its upgrade to IG category), Holcim, Booking, Mondelez, Safran (first issue since its upgrade to IG, BBB+ rating, stable outlook by S&P at the end of February), Prologis (green format), Ahold Delhaize (SLB format) and Enel (double hybrid tranche). With a total of €35bn issued according to Barclays, volumes were nevertheless down compared with March 2020 (€49bn). On the financial side, a total of €32bn was issued according to Barclays, with BFCM, UBS and Intesa (green format) in the Senior segment, Alpha Bank, Barclays, Société Générale in Tier 2 banks, and Hannover Re, Storebrand and AXA in insurance companies, the last two in green format.

The portfolio’s structure remains unchanged against a backdrop of relatively stable benchmark rates and tighter margins for subordinated and HY credit. The portfolio’s ESG profile also remains unchanged.

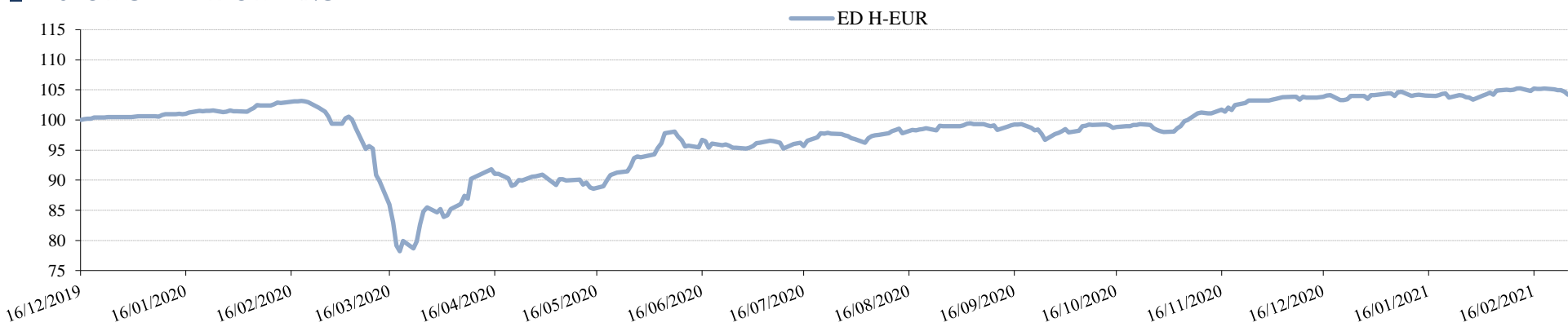
As a reminder, the subscription period ended on March 31st, 2021. As of April 1st, 2021, the fund is now valued at bid price.

Lazard Frères Gestion informs you that the management company has updated the provisions relating to the inclusion of environmental, social and governance (ESG) criteria in the KIIDs and prospectuses of its Funds in accordance with EU Regulation 2019/2088 on the publication of sustainability information in the financial services sector and with AMF Position-Recommendation 2020-03 on collective investments incorporating extra-financial approaches.

For further details, please consult the relevant Fund sheet on our website [http://www.lazardfreresgestion.fr/FR/Fonds\\_71.html](http://www.lazardfreresgestion.fr/FR/Fonds_71.html) or contact your sales agent.

## PERFORMANCE

### HISTORICAL PERFORMANCE



Past performance indications is not a guarantee of current or future performance.

### PERFORMANCE

Cumulative performance*	1 month	YTD	1 year	3 years	5 years	Since inception**
<b>Lazard Sustainable Credit 2025 ED H-EUR</b>	<b>0,81%</b>	<b>0,90%</b>	<b>23,29%</b>	-	-	<b>5,08%</b>

Annual performance	2020	2019
<b>Lazard Sustainable Credit 2025 ED H-EUR</b>	<b>3,62%</b>	-

Annualized performance	1 year	3 years	5 years
<b>Lazard Sustainable Credit 2025 ED H-EUR</b>	<b>23,29%</b>	-	-

\* Performances, net of fees and reinvested net coupons, given for information purposes only and based on the recommended investment horizon.

\*\* Inception date 10th december 2019

Modified duration <sup>1</sup>	3,2	Spread	3,3
--------------------------------	-----	--------	-----

<sup>1</sup> Calculation on call date

Average rating (issuer) <sup>2</sup>	BBB
--------------------------------------	-----

Yield to call <sup>3</sup>	3,3	Yield to maturity <sup>3</sup>	3,6
----------------------------	-----	--------------------------------	-----

<sup>3</sup> Gross yield

Average rating (issues) <sup>2</sup>	BB
--------------------------------------	----

<sup>2</sup> Average rating for each security

### Scale Risk\*\*



\*\*Risk scale calculated from the volatility of the UCITS over a period of 5 years (see detail on the back). Risk 1 does not mean a risk-free investment. This indicator may change over time.

### Risk Ratios

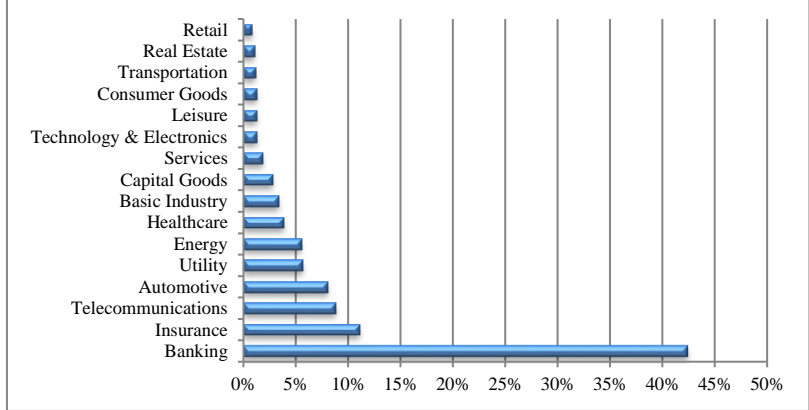
Indicators	1 year	3 years
<b>Volatility</b>		
Lazard Sustainable Credit 2025 ED H-EUR	9,04%	-
<b>Tracking error</b>	9,04%	-
<b>Information Ratio</b>	2,71	-

Ratios calculated on a weekly basis over 1 year and a monthly basis over 3 years

MAIN HOLDINGS

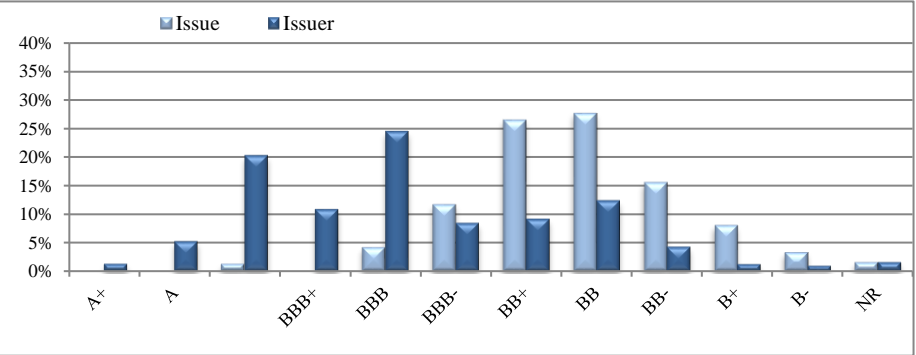
Main holdings		Poids
UNICREDIT SPA 5,375% 06/2025	Banks AT1	2,7%
BCO SANTANDER 4,75% 03/2025	Banks AT1	2,6%
UNICREDIT SPA 5,375 06/2025	Banks AT1	2,5%
ERSTE GROUP 6,5% 04/2024	Banks AT1	2,4%
EDF 5,375% 01/2025	CORPORATES HYBRIDE	2,4%

SECTOR ALLOCATION



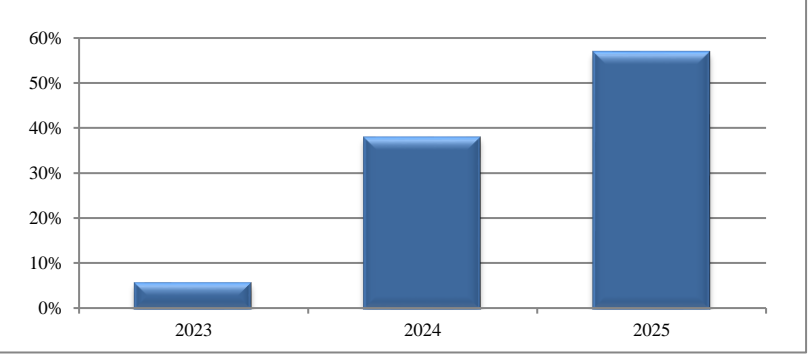
RATING ALLOCATION

(Average rating between SP, Moody et Fitch)

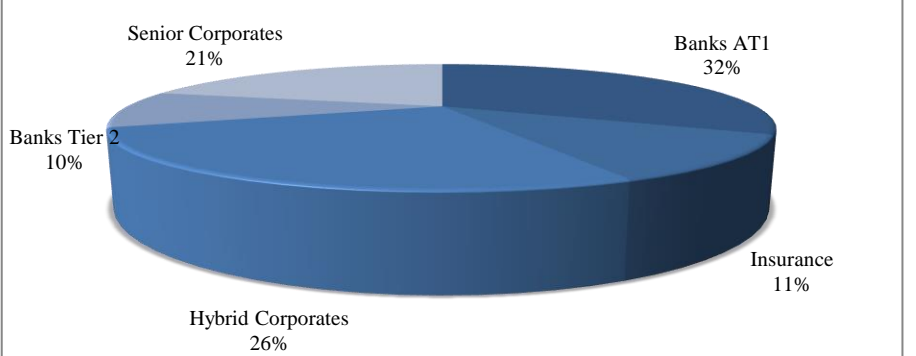


MATURITY BREAKDOWN

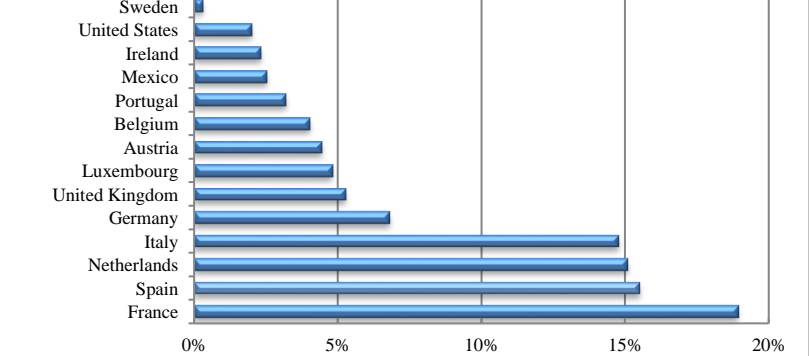
(CALL DATE)



BREAKDOWN BY SUBRODINATION



GEOGRAPHICAL DISTRIBUTION



FUND DETAILS

■ ISIN Code	ED H-EUR	FR0013464153	■ Custodian	CACEIS Bank	■ Management fees	ED H-EUR	FR0013464153	0,40% TTC
			■ Management company	Lazard Frères Gestion SAS				
			■ Fund Administration	CACEIS FA				
			■ Taxation	Parts PD H-EUR, RD H-EUR and ED H-EUR				
				Capitalization, Distribution or Report				
				Parts PC H-EUR, RC H-EUR and EC H-EUR				
				Capitalization				
■ Legal Form		FCP	■ Inception date	10/12/2019	■ Subscription fees			1% TTC
■ UCITS-Compliant		Yes	■ Subscription terms	Each business day by 12 am	■ Redemption fees			None
■ AMF Classification		International Bonds		Settlement and value date :	■ Outperformance fees			None
■ Currency		Euro		Subscription: J (date of the NAV) + 2 business days	■ Total expense ratio and transaction cost			For more information, please check our prospectus
■ Investment horizon		Minimum 3 years		Redemption: J + 2 business days				
■ Valuation		Daily						

\*\* Risk scale : calculated from the historic volatility of the UCITS over a period of 5 years, If the fund is not 5 years old of history, the level of risk is calculated from the target volatility of the strategy. The management company saves itself the possibility of adjusting the level of risk calculated according to the specific risk of the fund. This risk scale supplied as a rough guide and may be modified without advance notice.

Contacts :

Subscription/Redemption  
CACEIS Bank  
+33 1.57.78.14.14

Additional and data

information :  
Commercial service  
01.44.13.01.79

Publication of NAVs :

[www.lazardfreresgestion.fr](http://www.lazardfreresgestion.fr)

This promotional document is provided for the information of unitholders or shareholders in accordance with applicable regulations and does not constitute investment advice, an invitation or an offer to subscribe for financial instruments. Investors who are considering subscribing must first carefully read the prospectus. Please consider a fund's investment objectives, risks, charges, and expenses carefully before investing. Read the prospectus or summary prospectus carefully before you invest. The prospectus and summary prospectus contain investment objectives, risks, charges, expenses, and other information about the Portfolio(s) and The Lazard Frères Gestion Funds that may not be detailed in this document. Distributed by Lazard Fund Management.

For investors in the United Kingdom: this document has been issued and approved in the United Kingdom by Lazard Asset Management Limited, 50 Stratton Street, London W1J 8LL. Incorporated in England and Wales, registered number 525667. Lazard Asset Management Limited is authorised and regulated by the Financial Conduct Authority. For Italian investors, fund Paying Agents are Société Générale Securities Services, Via Benigno Crespi, 19, 20159 Milano, and BNP Paribas Securities Services, Piazza Lina Bo Bardi, 3, 20124 Milano.

**Luxembourg:** This information is provided by the Belgian Branch of Lazard Fund Managers Ireland Limited, at Blue Tower Louise, Avenue Louise 326, Brussels, 1050 Belgium. The Paying Agent and the Representative in Belgium for the registration and the receipt of requests for issuance or repurchase of units or for switching sub-funds is Societe Generale Private Banking NV, Kortrijksesteenweg 302, 9000 Gent, Belgium.

**France:** Any person requiring information in relation to the Fund mentioned in this document is required to consult the KIID which is available on request from Lazard Frères Gestion SAS. The information contained in this document has not been independently verified or audited by the statutory auditors of the UCITS(s) concerned

**Italy:** This information is provided by the Italian branch of Lazard Asset Management (Deutschland) GmbH. Lazard Asset Management (Deutschland) GmbH Milano Office, Via Dell'Orso 2 - 20121 Milan is authorized and regulated in Germany by the BaFin. Not all share classes of the relevant sub-fund are registered for marketing in Italy and target institutional investors only. Subscriptions may only be based on the current prospectus.

**Spain and Portugal:** This information is provided by the Spanish Branch of Lazard Fund Managers Ireland Limited, at Paseo de la Castellana 140, Piso 100, Letra E, 28046 Madrid and registered with the National Securities Market Commission (Comisión Nacional del Mercado de Valores or CNMV) under registration number 18. The [Fund Name] is a Foreign Collective Investment Scheme registered with the CNMV under registration number 18.

**Switzerland:** This is an advertising document. The state of the origin of the fund is France. In Switzerland, the representative is ACOLIN Fund Services AG, Leutschenbachstrasse 50, CH-8050 Zurich, whilst the paying agent is Banque Cantonale de Genève, 17, quai de l'Ile, CH-1204 Geneva. The prospectus, the key information documents or the key investor information documents, the fund regulation (for a FCP) or the articles of association (for a SICAV) as well as the annual and semi-annual reports may be obtained free of charge from the representative. Past performance is no indication of current or future performance. The performance data do not take account of the commissions and costs incurred on the issue and redemption of units.

**Singapore:** Issued by Lazard Asset Management (Singapore) Pte. Ltd., 1 Raffles Place, #25-01 One Raffles Place Tower 1, Singapore 048616. Company Registration Number 201135005W. Lazard Asset Management (Singapore) Pte. Ltd. provides services only to "institutional investors" or "accredited investors" as defined under the Securities and Futures Act, Chapter 289 of Singapore.