

April 2020

Lazard Convertible Global RC EUR

International convertible bonds	ISIN Code	NAV €	Net Assets (M €)	Total Net Asset (M €)
RC EUR share	FR0010858498	422,66	325,38	2937,64

## MANAGEMENT

**MORNINGSTAR** Overall ★★★★★

## INVESTMENT POLICY

The fund seeks to outperform the Thomson Reuters Convertible Global Focus Index in euro in the mid-term. To attain this objective, the strategy will rely on an active management of interest, currency and credit risks and on our stock-picking approach.

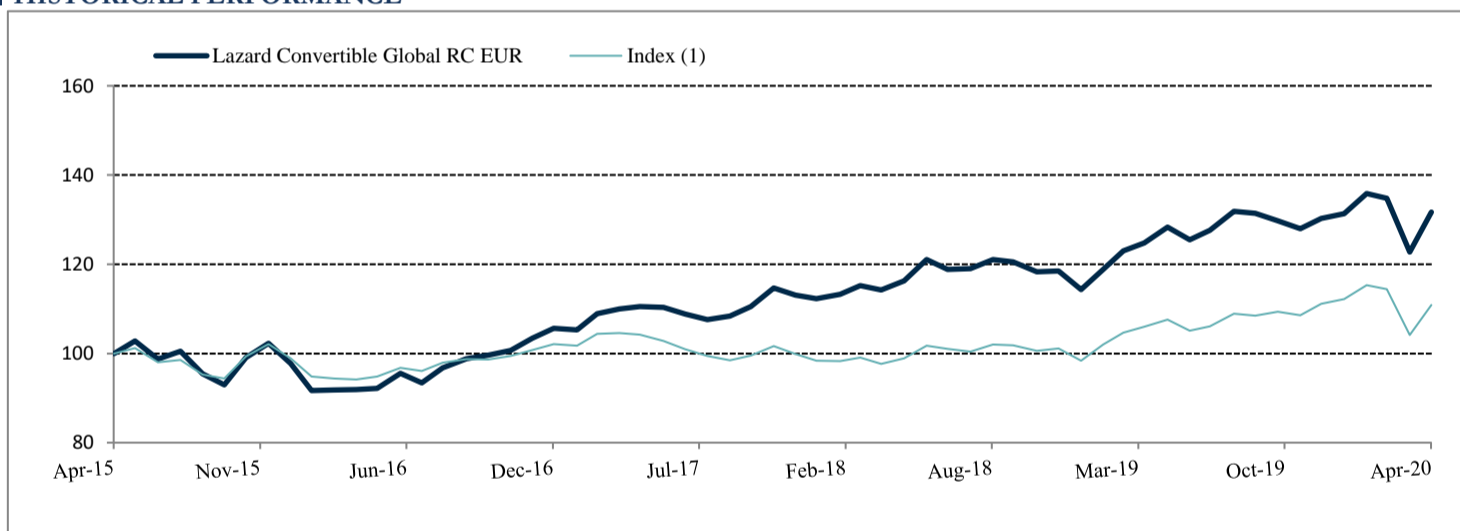
The portfolio is mainly invested in convertible bonds, exchangeable bonds, bonds with equity warrants, perpetual preferred shares, corporate and financials traded debt, sovereign debt, French law money-market and bond funds (whether or not UCITS-compliant) invested in bonds and other types of Euro-denominated debt (10% maximum), and shares resulting from a conversion of the above-defined instrument types (10% maximum). All returns are net of fees and total return.

## FUND MANAGERS' COMMENT - Arnaud BRILLOIS

During the month of April 2020, Lazard Convertible Global RC EUR share class returned 7,33% versus 6,46% for its benchmark (Thomson Reuters Global Focus Convertible in Euros). The fund's equity sensitivity has significantly increased during the period, standing at 57,0% vs 51,1% for the benchmark at the end of the month. The fund's absolute and relative performances benefited from the rebound of the equity market, thanks to the overweight on equity sensitivity reinstated during the second half of March. Modified duration slightly decreased over the month and remains higher than the benchmark, standing at 2,68 versus 2,27. Our higher sensitivity to interest rates was slightly additive to relative performance. Credit spreads tightening both in the US and Europe was additive to absolute performance over the month but to a lower extent than the benchmark as the fund carries less credit exposure. Security selections in the US automotive sector, semiconductors, e-commerce, US banks and software strongly added to relative performance. Our underweight to a specific online US retailer and US healthcare product manufacturers detracted to relative performance. Over the month, we decreased our exposure to the European aeronautic sector, entertainment services, chemicals and food retailing. We increased our exposure to US and European semiconductors, US e-commerce, cloud and software, streaming services and mobile payment solutions. We maintained our overweight exposure to the dollar and the Swiss franc against all other currencies over the month.

## PERFORMANCE

### HISTORICAL PERFORMANCE



Past performance is not a guarantee of current or future performance. The return may increase or decrease as a result of currency fluctuations

### PERFORMANCE

Cumulative performance *	Month	YTD	1 year	3 years	5 years
Lazard Convertible Global	7,3%	0,3%	2,7%	19,2%	31,7%
Index <sup>(1)</sup>	6,5%	-1,1%	3,1%	6,4%	10,9%

Annualized performance *	1 year	3 years	5 years
Lazard Convertible Global	2,7%	6,0%	5,7%
Index <sup>(1)</sup>	3,1%	2,1%	2,1%

Annual performance *	2019	2018	2017	2016	2015
Lazard Convertible Global	14,9%	1,8%	6,3%	8,1%	9,0%
Index <sup>(1)</sup>	14,1%	0,0%	-3,7%	3,2%	11,2%

Characteristics	Sicav	Index
Modified duration	2,68	2,27
Delta - Equity exposure	57,0%	51,1%

\* The performance quoted represents past performance. Past performance does not guarantee future results.

(1) Since 31/12/2014: Thomson Reuters Convertible Global Focus EUR (formerly Merrill Lynch G300)

### RISK SCALE\*\*

1 2 3 4 5 6 7

\*\*Risk scale derived from the volatility of the fund over a period of 5 years (see detail on the back). Risk 1 does not mean a risk-free investment. This indicator may change over time.

### RISK RATIOS

	1 year	3 years
<b>Volatility</b>		
Lazard Convertible Global	13,1%	10,0%
Index <sup>(1)</sup>	10,8%	8,1%
<b>Tracking error</b>	4,6%	3,8%
<b>Information ratio</b>	0,0	1,0
<b>Beta</b>	1,1	1,2
<b>Alpha</b>	-0,4	3,6
<b>Correlation coefficient</b>	0,9	0,9

Ratios calculated on a weekly basis

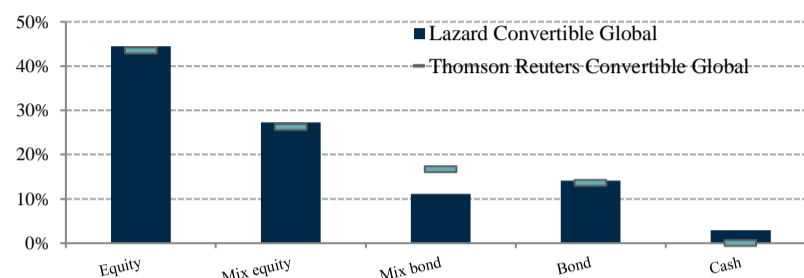
April 2020

## Lazard Convertible Global RC EUR

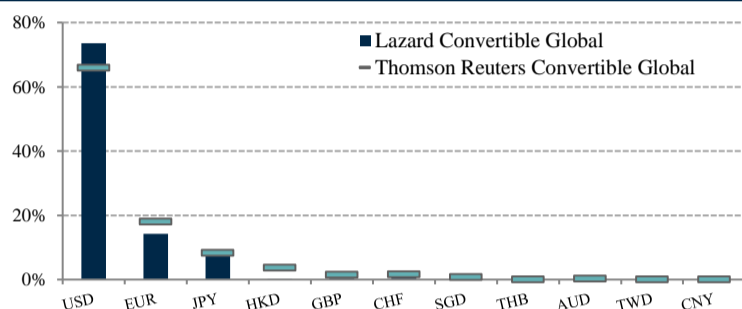
### MAIN HOLDINGS

Main Holdings	Maturity	Coupon %	Weight %
MICROCHIP TECHNO INC	02/15/27	1,625	3,7
SIKA AG	06/05/25	0,15	2,4
AKAMAI TECHNOLOGIES	05/01/25	0,125	2,4
WEIBO CORP	11/15/22	1,25	2,3
PALO ALTO NETWORKS	07/01/23	0,75	2,3

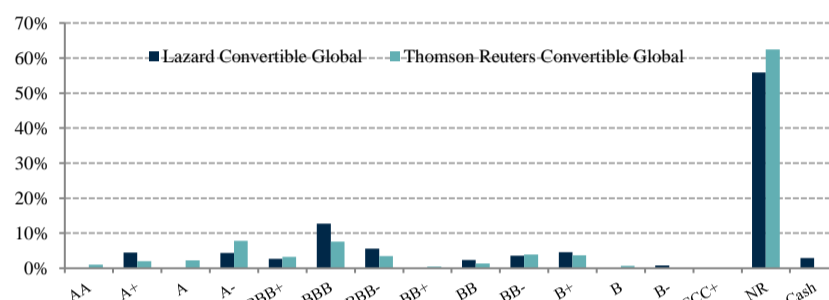
### EXPOSITION BY CONVERTIBLE BONDS TYPE (Equity exposure)



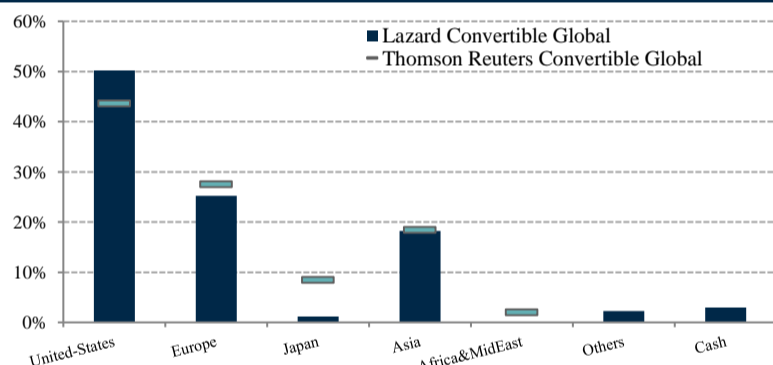
### CURRENCY ALLOCATION (% NAV)



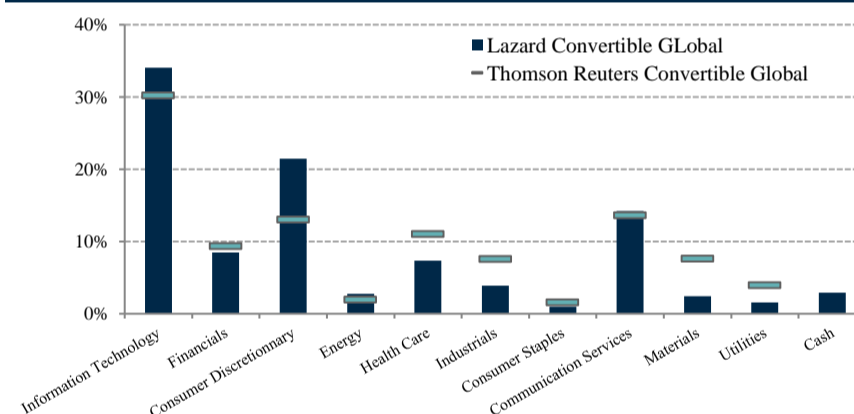
### RATING ALLOCATION (% NAV)\*



### GEOGRAPHICAL ALLOCATION (% NAV)\*\*



### SECTOR ALLOCATION (% NAV)



\* Issue rating 2<sup>nd</sup> best or Issuer rating 2nd best

\*\* Nationality of underlying

### CHARACTERISTICS

■ <b>ISIN Code</b>	RC EUR share : FR0010858498	■ <b>Valuation</b>	Daily	■ <b>Management fees</b>	RC EUR share : 1,465% inclusive of all taxes of net assets
■ <b>Bloomberg Code</b>	OBJCONR	■ <b>Custodian</b>	Caceis Bank France	■ <b>Subscription fee</b>	4% max
■ <b>Legal Form</b>	SICAV	■ <b>Management company</b>	Lazard Frères Gestion	■ <b>Redemption fee</b>	1% max
■ <b>Type</b>	UCITS	■ <b>Financial Manager</b>	Lazard A.M	■ <b>Total expense ratio and transaction fees</b>	For more information, please check our prospectus
■ <b>AMF classification</b>	Mixt	■ <b>Taxation</b>	Capitalization and or distribution	■ <b>Conditions</b>	On next NAV for orders placed before 11 a.m.
■ <b>Currency</b>	Euro	■ <b>Inception Date</b>	RC EUR share : 03/05/2010		Settlement and value date
■ <b>Investment horizon</b>	>5 years				Subscription D (NAV date) + 2 business days
					Redemption D (NAV date) + 2 business days

\*\* Risk scale : Derived from the historic volatility of the fund over a period of 5 years. The management company reserves the right to adjust the level of risk calculated according to the specific risk of the fund. This risk scale is supplied as a rough guide and may be modified without advance notice.

#### Contacts :

Subscription/Redemption  
Caceis Bank / LFB 01.57.78.14.14

#### Additional information & data :

Client servicing  
01.44.13.01.79

#### NAV's Publication :

www.lazardfreresgestion.fr

**United Kingdom, Finland, Ireland, Denmark, Norway and Sweden:** The information is approved, on behalf of Lazard Fund Managers (Ireland) Limited, by Lazard Asset Management Limited, 50 Stratton Street, London W1J 8LL. Incorporated in England and Wales, registered number 525667. Lazard Asset Management Limited is authorised and regulated by the Financial Conduct Authority.

**Germany and Austria:** Lazard Asset Management (Deutschland) GmbH, Neue Mainzer Strasse 75, 60311 Frankfurt am Main is authorized and regulated in Germany by the BaFin. The Paying Agent in Germany is Landesbank Baden-Württemberg, Am Hauptbahnhof 2, 70173 Stuttgart, the Paying Agent in Austria is UniCredit Bank Austria AG, Rothschildplatz 1, 1020 Vienna.

**Belgium and Luxembourg:** This information is provided by the Belgian Branch of Lazard Fund Managers Ireland Limited, at Blue Tower Louise, Avenue Louise 326, Brussels, 1050 Belgium. The Paying Agent and the Representative in Belgium for the registration and the receipt of requests for issuance or repurchase of units or for switching sub-funds is Societe Generale Private Banking NV, Kortrijksesteenweg 302, 9000 Gent, Belgium.

**France:** Any person requiring information in relation to the Fund mentioned in this document is required to consult the KIID which is available on request from Lazard Frères Gestion SAS. The information contained in this document has not been independently verified or audited by the statutory auditors of the UCITS(s) concerned

**Italy:** This information is provided by the Italian branch of Lazard Asset Management (Deutschland) GmbH. Lazard Asset Management (Deutschland) GmbH Milano Office, Via Dell'Orso 2 - 20121 Milan is authorized and regulated in Germany by the BaFin. Not all share classes of the relevant sub-fund are registered for marketing in Italy and target institutional investors only. Subscriptions may only be based on the current prospectus.

**Netherlands:** This information is provided by the Dutch Branch of Lazard Fund Managers (Ireland) Limited, which is registered in the Dutch register held with the Dutch Authority for the Financial Markets (Autoriteit Financiële Markten).

**Spain and Portugal:** This information is provided by the Spanish Branch of Lazard Fund Managers Ireland Limited, at Paseo de la Castellana 140, Piso 100, Letra E, 28046 Madrid and registered with the National Securities Market Commission (Comisión Nacional del Mercado de Valores or CNMV) under registration number 18. The [Fund Name] is a Foreign Collective Investment Scheme registered with the CNMV under registration number 18.

**Andorra:** For Andorran licensed financial entities only. This information is provided by the Spanish Branch of Lazard Fund Managers Ireland Limited, at Paseo de la Castellana 140, Piso 100, Letra E, 28046 Madrid and registered with the National Securities Market Commission (Comisión Nacional del Mercado de Valores or CNMV) under registration number 18. This information is approved by Lazard Asset Management Limited (LAML). LAML and the Fund are not regulated or authorised by or registered in the official registers of the Andorran regulator (AFA) and thus the Shares of the Fund may not be offered or sold in Andorra through active marketing activities. Any orders transmitted by an Andorran licensed financial entity for the acquisition of Shares of the Fund and/or any marketing materials related to the Fund are provided in response to an unsolicited approach from the investor.

**Switzerland:** The domicile of the Fund is Ireland and/or France, the representative in Switzerland is ACOLIN Fund Services AG, Leutschenbachstrasse 50, CH-8050 Zurich, whilst the paying agent is Banque Cantonale de Genève, 17, quai de l'Île, CH-1204 Genva. Information is available from our website, the Swiss Representative or from [www.fundinfo.com](http://www.fundinfo.com). The Prospectus, the Articles of Association (SICAV) or the Fund Regulations (FCP), the Key Investor Information Document (KIID) as well as the semi-annual and annual reports may be obtained free of charge at the registered office of the Swiss Representative. The performance data do not take account of the commissions and costs incurred on the issue and redemption of units. The current document is intended for information purposes only and shall not to be used as an offer to buy and/or sell shares.