

International convertible bonds	ISIN Code	NAV €	Net Assets (M €)	Total Net Asset (M €)
RC EUR share	FR0010858498	423,02	209,80	2553,44

MANAGEMENT



INVESTMENT POLICY

The fund seeks to outperform the Thomson Reuters Convertible Global Focus Index in euro in the mid-term. To attain this objective, the strategy will rely on an active management of interest, currency and credit risks and on our stock-picking approach.

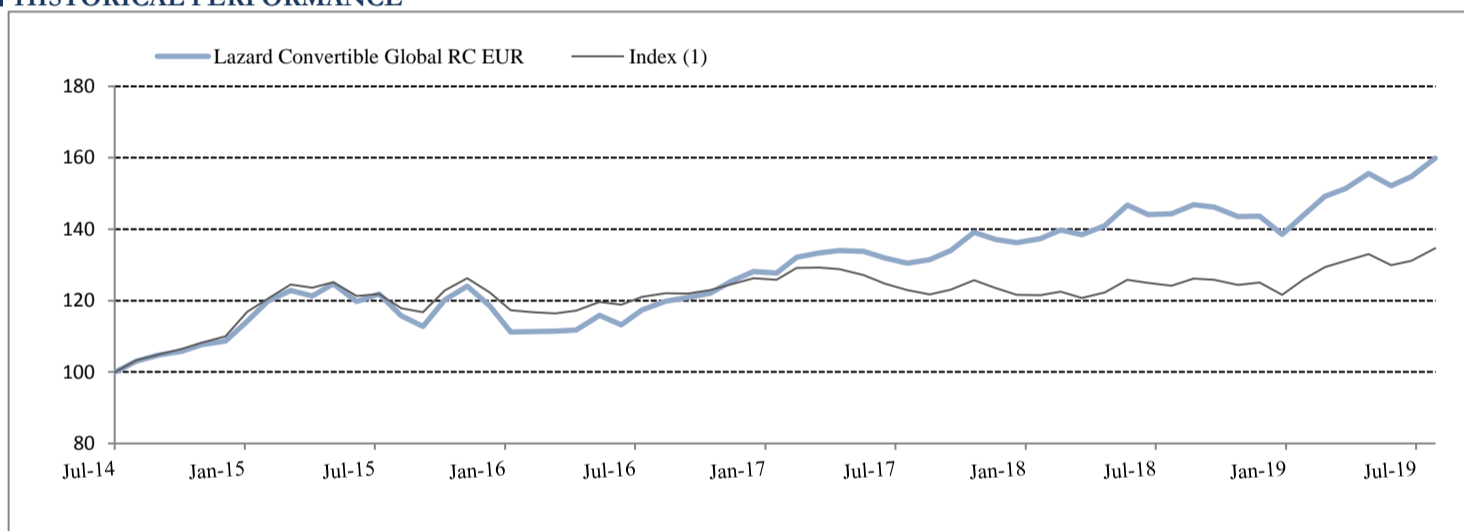
The portfolio is mainly invested in convertible bonds, exchangeable bonds, bonds with equity warrants, perpetual preferred shares, corporate and financials traded debt, sovereign debt, French law money-market and bond funds (whether or not UCITS-compliant) invested in bonds and other types of Euro-denominated debt (10% maximum), and shares resulting from a conversion of the above-defined instrument types (10% maximum). All returns are net of fees and total return.

FUND MANAGERS' COMMENT - Arnaud BRILLOIS

During the month of July 2019, Lazard Convertible Global RC EUR share class returned +3.31% versus +2.65% for its benchmark (Thomson Reuters Global Focus Convertible in Euros). The fund's equity sensitivity decreased during the period, currently standing at 49.4%, the benchmark's equity sensitivity also decreased, now standing at 41.3%. Sensitivity to interest rates increased over the month, now higher than the benchmark, standing at 2.40 versus 2.18. Security selection had a positive impact overall: out of benchmark positions in US e-commerce and software strongly added to relative performance. European picks in the aerospace and video game sectors also added to relative performance. Our underweight to Asia detracted, although security selection was positive with five of our six best securities not in the index. Selections in consumer, non-cyclicals and underweights to basic materials detracted to relative performance. Duration, which is now in line with the benchmark, marginally added to absolute performance, as the 5-year EUR swap rate decreased during the period. We sold our Baozun position and added exposure to telecommunications (for example Telecom Italia) and to technology (in the sub-sectors of gaming and software services). During the period, the fund remained overweight USD against all other currencies.

PERFORMANCE

HISTORICAL PERFORMANCE



Past performance is not a guarantee of current or future performance. The return may increase or decrease as a result of currency fluctuations

PERFORMANCE

Cumulative performance *	Month	YTD	1 year	3 years	5 years
Lazard Convertible Global	3,3%	15,4%	10,8%	36,2%	59,9%
Index ⁽¹⁾	2,7%	10,8%	8,5%	11,2%	34,7%

RISK SCALE**



**Risk scale derived from the volatility of the fund over a period of 5 years (see detail on the back). Risk 1 does not mean a risk-free investment. This indicator may change over time.

Annualized performance *	1 year	3 years	5 years
Lazard Convertible Global	10,8%	10,9%	9,8%
Index ⁽¹⁾	8,5%	3,6%	6,1%

RISK RATIOS

	1 year	3 years
Volatility		
Lazard Convertible Global	9,8%	8,7%
Index ⁽¹⁾	7,1%	6,9%
Tracking error	3,6%	3,1%
Information ratio	0,5	2,3
Beta	1,3	1,2
Alpha	-0,5	6,3
Correlation coefficient	1,0	0,9

Ratios calculated on a weekly basis

Annual performance *	2018	2017	2016	2015	2014
Lazard Convertible Global	1,8%	6,3%	8,1%	9,0%	15,2%
Index ⁽¹⁾	0,0%	-3,7%	3,2%	11,2%	17,8%

Characteristics	Sicav	Index
Modified duration	2,40	2,18
Delta - Equity exposure	49,4%	41,3%

* The performance quoted represents past performance. Past performance does not guarantee future results.

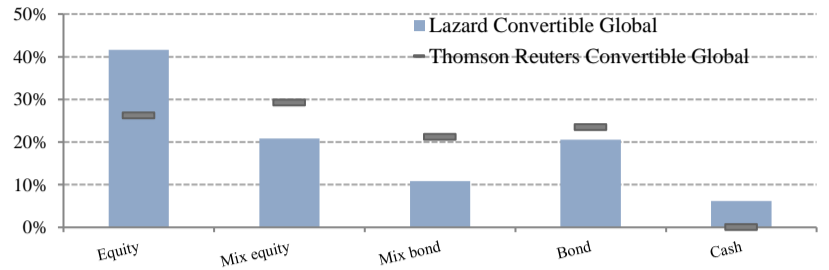
(1) Since 31/12/2014: Thomson Reuters Convertible Global Focus EUR (formerly Merrill Lynch G300)

Lazard Frères Gestion SAS, 25 rue de courcelles - 75008 Paris with a capital of € 14,487,500, registered at the Paris RCS under the number SIRET 352 213 599. Portfolio Management Company approved by "the Autorité des Marchés Financiers" under number GP 04 000068."

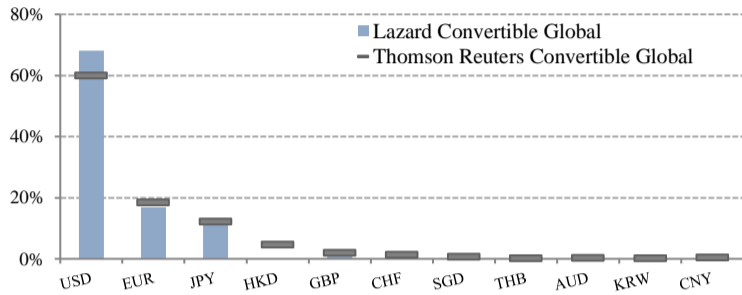
MAIN HOLDINGS

Main Holdings	Maturity	Coupon %	Weight %
AMERICA MOVIL SAB	05/28/20	0	2,6
SERVICENOW INC	06/01/22	0	2,5
BANK OF AMER CORP	Perp.	7,25	2,5
WELLS FARGO AND CO	Perp.	7,5	2,4
ZENDESK INC	03/15/23	0,25	2,4

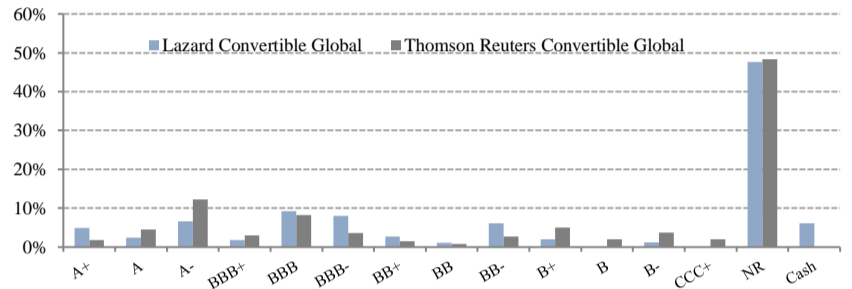
EXPOSITION BY CONVERTIBLE BONDS TYPE (Equity exposure)



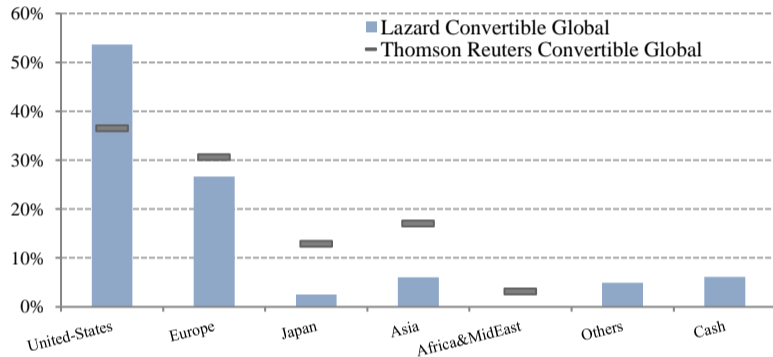
CURRENCY ALLOCATION (% NAV)



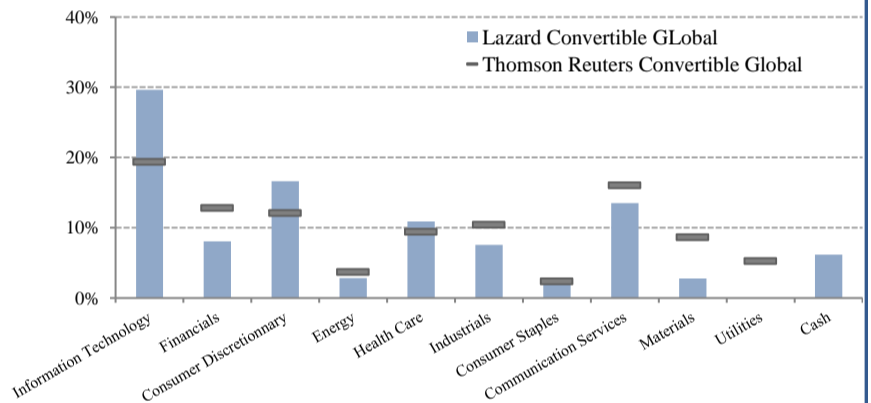
RATING ALLOCATION (% NAV)*



GEOGRAPHICAL ALLOCATION (% NAV)**



SECTOR ALLOCATION (% NAV)



* Issue rating 2nd best or Issuer rating 2nd best

** Nationality of underlying

CHARACTERISTICS

<p>ISIN Code RC EUR share : FR0010858498</p> <p>Bloomberg Code OBJCONR</p> <p>Legal Form SICAV</p> <p>Type UCITS</p> <p>AMF classification Mixt</p> <p>Currency Euro</p> <p>Investment horizon >5 years</p>	<p>Valuation Daily</p> <p>Custodian Caceis Bank France</p> <p>Management company Lazard Frères Gestion</p> <p>Financial Manager Lazard A.M</p> <p>Taxation Capitalization and or distribution</p> <p>Inception Date RC EUR share : 03/05/2010</p>	<p>Management fees RC EUR share : 1,465% inclusive of all taxes of net assets</p> <p>Subscription fee 4% max</p> <p>Redemption fee 1% max</p> <p>Total expense ratio and transaction fees For more information, please check our prospectus</p> <p>Conditions On next NAV for orders placed before 11 a.m. Settlement and value date Subscription D (NAV date) + 2 business days Redemption D (NAV date) + 2 business days</p>
---	---	---

** Risk scale : Derived from the historic volatility of the fund over a period of 5 years. The management company reserves the right to adjust the level of risk calculated according to the specific risk of the fund. This risk scale is supplied as a rough guide and may be modified without advance notice.

Contacts :

Subscription/Redemption
Caceis Bank / LFB 01.57.78.14.14

Additional information & data :

Client servicing
01.44.13.01.79

NAV's Publication :

www.lazardfreresgestion.fr

Please consider a fund's investment objectives, risks, charges, and expenses carefully before investing. Read the prospectus or summary prospectus carefully before you invest. The prospectus contain investment objectives, risks, charges, expenses, and other information about the Portfolio(s) and The Lazard Frères Gestion Funds that may not be detailed in this document. Distributed by Lazard Fund Management.

The state of the origin of the fund is France. In Switzerland, the representative is ACOLIN Fund Services AG, Leutschenbachstrasse 50, CH-8050 Zurich, whilst the paying agent is Banque Cantonale de Genève, 17, quai de l'Île, CH-1204 Geneva. The prospectus, the Key Investor Information Documents, the articles of association as well as the annual and semi-annual reports may be obtained free of charge from the representative. In respect of the shares distributed in or from Switzerland, the place of performance and jurisdiction is at the registered office of the representative. Past performance is no indication of current or future performance. The performance data do not take account of the commissions and costs incurred on the issue and redemption of shares.

For investors in the shared Kingdom: this document has been issued and approved in the shared Kingdom by Lazard Asset Management Limited, 50 Stratton Street, London W1J 8LL. Incorporated in England and Wales, registered number 525667. Lazard Asset Management Limited is authorised and regulated by the Financial Conduct Authority.

For Italian investors, fund Paying Agents are Société Générale Securities Services, Via Benigno Crespi, 19, 20159 Milano, and BNP Paribas Securities Services, Piazza Lina Bo Bardi, 3, 20124 Milano.