

| International convertible bonds | ISIN Code    | NAV €    | Net Assets (M €) | Total Net Asset (M €) including I USD, ID, ID H-EUR, IC H-EUR, R H-EUR and IC H-CHF units |
|---------------------------------|--------------|----------|------------------|---|
| IC share                        | FR0000098683 | 1 417,29 | 642,15           |   |
| RC share                        | FR0010858498 | 400,50   | 194,19           |   |
| K share                         | FR0011575240 | 1 668,70 | 15,81            | 2106,00   |
| TC share                        | FR0013305950 | 220,11   | 13,28            |   |

MANAGEMENT



INVESTMENT POLICY

The fund seeks to outperform the Thomson Reuters Convertible Global Focus Index in euro in the mid-term. To attain this objective, the strategy will rely on an active management of interest, currency and credit risks and on our stock-picking approach.

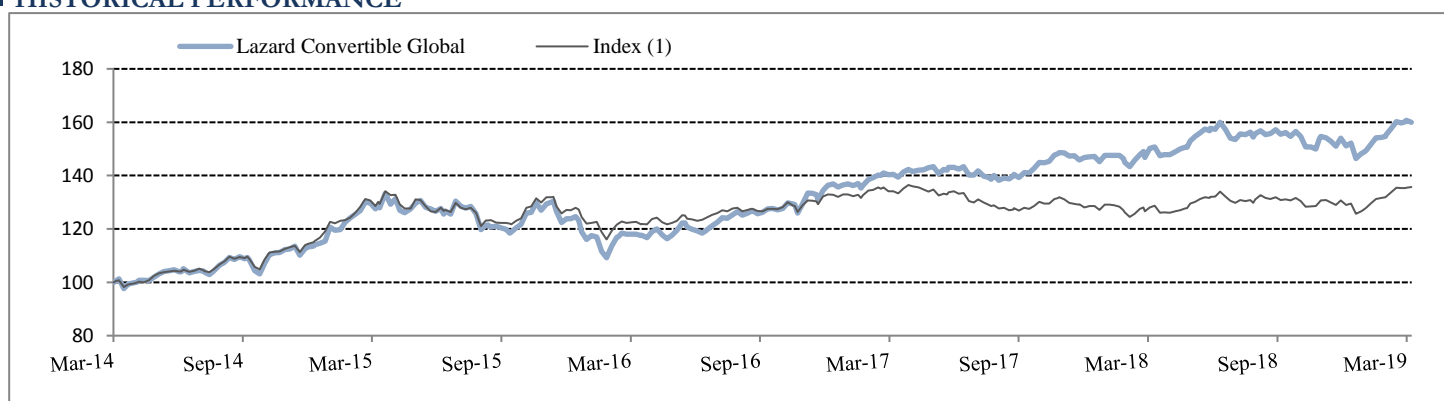
The portfolio is mainly invested in convertible bonds, exchangeable bonds, bonds with equity warrants, perpetual preferred shares, corporate and financials traded debt, sovereign debt, French law money-market and bond funds (whether or not UCITS-compliant) invested in bonds and other types of Euro-denominated debt (10% maximum), and shares resulting from a conversion of the above-defined instrument types (10% maximum). All returns are net of fees and total return.

FUND MANAGERS' COMMENT - Arnaud BRILLOIS

During the month of March 2019, Lazard Convertible Global IC - share class returned +1.52% versus +1.30% for its benchmark (Thomson Reuters Global Focus Convertible in Euros). The fund's equity sensitivity slightly decreased during the period, currently standing at 52.2%, the benchmark's equity sensitivity also decreased, now standing at 44.7%. Sensitivity to interest rates increased over the month and remains below the benchmark, standing at 1.12 versus 2.06. Our overweight to US equities had a positive impact while underweights to Chinese equities had a negative relative impact. Our shorter duration compared to the benchmark detracted to relative performance, 5-year EUR and USD swap rates decreased during the period. Communication services and technology were the best relative contributors, while our underweight on Chinese real estate cost us this month. Stock selection was positive over the month, our 5 top performing holdings are not included in the index. We particularly benefited from the takeover bid on Inmarsat, which received an offer from a private equity-led consortium. We increased our position in Etsy 2023 and initiated a new position in MercadoLibre 2028, in the e-commerce industry. During the period, the fund remained overweight USD and EUR against all other currencies.

PERFORMANCE - I unit

HISTORICAL PERFORMANCE



Past performance is not a guarantee of current or future performance. The return may increase or decrease as a result of currency fluctuations

PERFORMANCE

| Cumulative performance *  | Month | YTD  | 1 year | 3 years | 5 years |
|---------------------------|-------|------|--------|---------|---------|
| Lazard Convertible Global | 1,5%  | 9,4% | 10,0%  | 38,4%   | 61,7%   |
| Index <sup>(1)</sup>      | 1,3%  | 7,8% | 8,6%   | 12,6%   | 36,5%   |

RISK SCALE\*\*



\*\*Risk scale derived from the volatility of the fund over a period of 5 years (see detail on the back). Risk 1 does not mean a risk-free investment. This indicator may change over time.

RISK RATIOS

| Annualized performance *  | 1 year | 3 years | 5 years |
|---------------------------|--------|---------|---------|
| Lazard Convertible Global | 10,0%  | 11,5%   | 10,1%   |
| Index <sup>(1)</sup>      | 8,6%   | 4,0%    | 6,4%    |

|                           | 1 year | 3 years |
|---------------------------|--------|---------|
| <b>Volatility</b>         |        |         |
| Lazard Convertible Global | 9,0%   | 8,4%    |
| Index <sup>(1)</sup>      | 6,4%   | 6,5%    |
| <b>Tracking error</b>     | 3,4%   | 3,4%    |
| <b>Information ratio</b>  | 0,4    | 2,0     |
| <b>Beta</b>               | 1,3    | 0,0     |

Ratios calculated on a weekly basis

| Annual performance *      | 2018 | 2017  | 2016 | 2015  | 2014  |
|---------------------------|------|-------|------|-------|-------|
| Lazard Convertible Global | 2,4% | 7,0%  | 8,8% | 9,7%  | 16,0% |
| Index <sup>(1)</sup>      | 0,0% | -3,7% | 3,2% | 11,2% | 17,8% |

| Characteristics         | Stcav | Index |
|-------------------------|-------|-------|
| Modified duration       | 1,12  | 2,06  |
| Delta - Equity exposure | 52,2% | 44,7% |

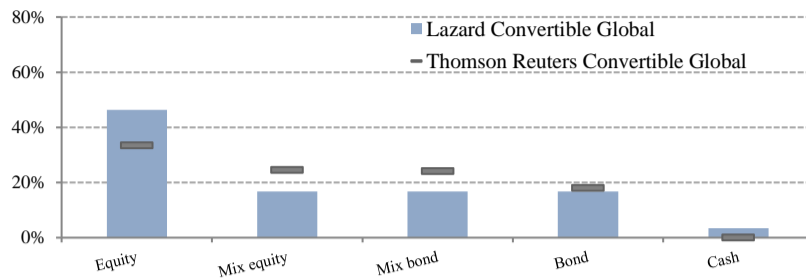
\* The performance quoted represents past performance. Past performance does not guarantee future results.

(1) Since 31/12/2014: Thomson Reuters Convertible Global Focus EUR (formerly Merrill Lynch G300)

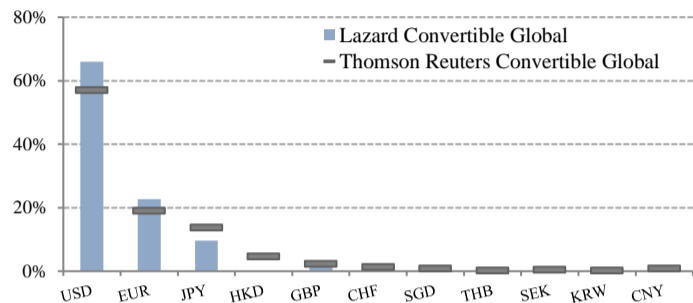
**MAIN HOLDINGS**

| Main holdings      | Weight |
|--------------------|--------|
| ZEND 0.25 03-23    | 2,9%   |
| ILLUMINA ZCP 08-23 | 2,6%   |
| PALO AL 0.75 07-23 | 2,6%   |
| SERV INC ZCP 06-22 | 2,4%   |
| WORK IN 0.25 10-22 | 2,4%   |

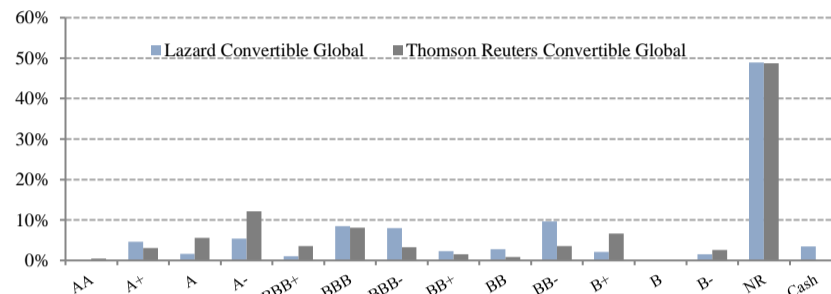
**EXPOSITION BY CONVERTIBLE BONDS (Equity exposure)**



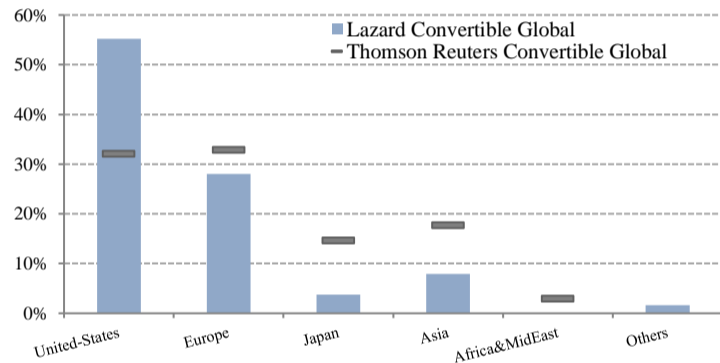
**CURRENCY ALLOCATION (% NAV)**



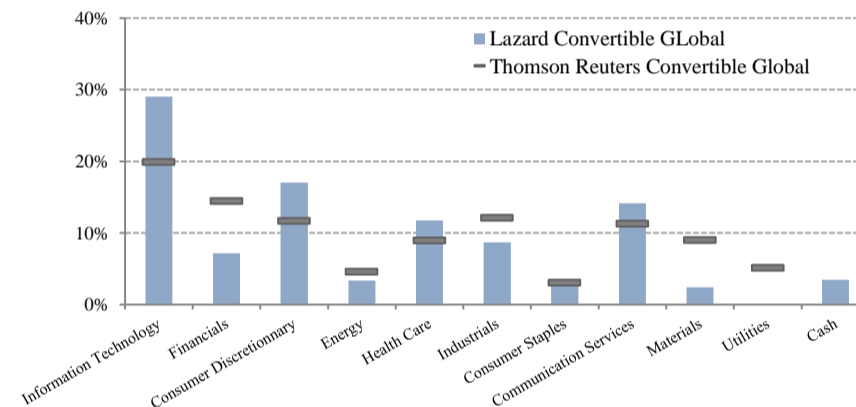
**RATING ALLOCATION (% NAV)\***



**GEOGRAPHICAL ALLOCATION (% NAV)\*\***



**SECTOR ALLOCATION (% NAV)**



\* Issue rating 2<sup>nd</sup> best or Issuer rating 2<sup>nd</sup> best

\*\* Nationality of underlying

**CHARACTERISTICS**

|  |  |   |   |
|--|--|---|---|
| <p><b>ISIN Code</b> I share : FR0000098683<br/>R share : FR0010858498<br/>K share : FR0011575240<br/>TC share : FR0013305950</p>   | <p><b>Valuation</b></p>  | <p>Daily</p>  | <p><b>Management fees</b><br/>I share : 0,815% inclusive of all taxes of net assets<br/>R share : 1,465% inclusive of all taxes of net assets<br/>K &amp; TC shares : 0,815% inclusive of all taxes of net assets</p> |
| <p><b>Bloomberg Code</b> I share : OBJCONV<br/>R share : OBJCONR<br/>K share : OBJCONK</p>   | <p><b>Custodian</b></p>  | <p>Caceis Bank France</p>   | <p><b>Subscription fee</b> 4% max<br/><b>Redemption fee</b> 1% max<br/><b>Total expense ratio and transaction fees</b><br/>For more information, please check our prospectus</p>                                      |
| <p><b>Legal Form</b> SICAV<br/><b>Coordinated UCITS</b> Yes<br/><b>AMF classification</b> Diversified UCITS<br/><b>Currency</b> Euro<br/><b>Investment horizon</b> &gt;5 years</p> | <p><b>Management company</b> Lazard Frères Gestion<br/><b>Financial Manager</b> Lazard A.M<br/><b>Taxation</b> Capitalization and or distribution<br/><b>Inception Date</b> IC share : 09/17/1985<br/>RC share : 03/05/2010<br/>K share : 12/20/2013<br/>TC share : 29/01/2018</p> | <p><b>Subscription terms</b><br/>On next NAV for orders placed before 11 a.m.<br/>Settlement and value date<br/>Subscription D (NAV date) + 2 business days<br/>Redemption D (NAV date) + 2 business days</p> |   |

\*\* Risk scale : Derived from the historic volatility of the fund over a period of 5 years. The management company reserves the right to adjust the level of risk calculated according to the specific risk of the fund. This risk scale is supplied as a rough guide and may be modified without advance notice.

**Contacts :**

Subscription/Redemption  
Caceis Bank / LFB  
01.57.78.14.14

**Additional information :**

Commercial service  
01.44.13.01.79

**Publication of NAVs :**

www.lazardfreresgestion.fr

Please consider a fund's investment objectives, risks, charges, and expenses carefully before investing. Read the prospectus or summary prospectus carefully before you invest. The prospectus contain investment objectives, risks, charges, expenses, and other information about the Portfolio(s) and The Lazard Frères Gestion Funds that may not be detailed in this document. Distributed by Lazard Fund Management.

The state of the origin of the fund is France. In Switzerland, the representative is ACOLIN Fund Services AG, Leutschenbachstrasse 50, CH-8050 Zurich, whilst the paying agent is Banque Cantonale de Genève, 17, quai de l'île, CH-1204 Geneva. The prospectus, the Key Investor Information Documents, the articles of association as well as the annual and semi-annual reports may be obtained free of charge from the representative. In respect of the shares distributed in or from Switzerland, the place of performance and jurisdiction is at the registered office of the representative. Past performance is no indication of current or future performance. The performance data do not take account of the commissions and costs incurred on the issue and redemption of shares.

For investors in the shareed Kingdom: this document has been issued and approved in the shareed Kingdom by Lazard Asset Management Limited, 50 Stratton Street, London W1J 8LL. Incorporated in England and Wales, registered number 525667. Lazard Asset Management Limited is authorised and regulated by the Financial Conduct Authority.

For Italian investors, fund Paying Agents are Société Générale Securities Services, Via Benigno Crespi, 19, 20159 Milano, and BNP Paribas Securities Services, Piazza Lina Bo Bardi, 3, 20124 Milano.