

International convertible bonds	ISIN Code	NAV €	Net Assets (M €)	Total Net Asset (M €) including A USD, AD, AD H-EUR, AC H-EUR, R H-EUR and AC H-CHF units
<b>A unit</b>	FR0000098683	1 243.08	345.71	
<b>R unit</b>	FR0010858498	354.70	125.40	
<b>K unit</b>	FR0011575240	1 463.58	13.38	849.56

## MANAGEMENT



Overall



## INVESTMENT POLICY

The fund seeks to outperform the Thomson Reuters Convertible Global Focus Index in euro in the mid-term. To attain this objective, the strategy will rely on an active management of interest, currency and credit risks and on our stock-picking approach.

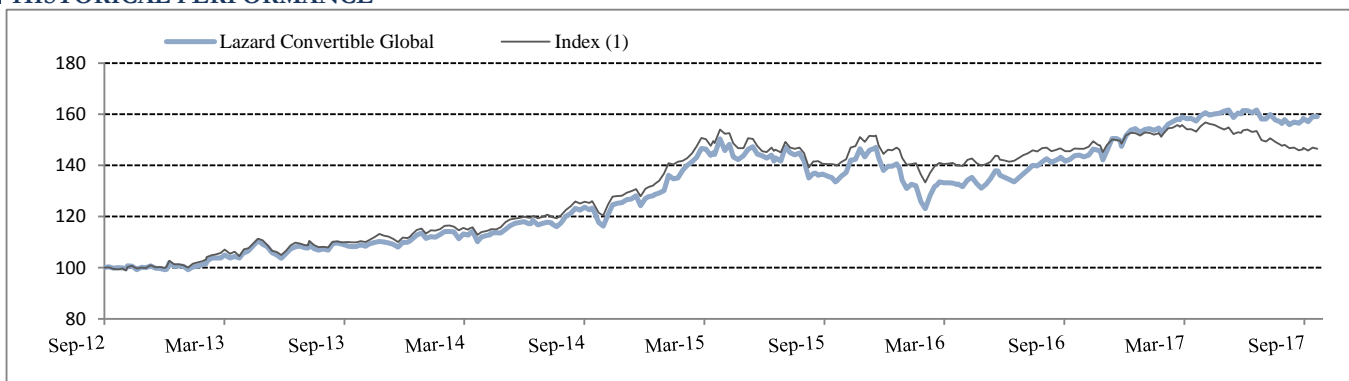
The portfolio is mainly invested in convertible bonds, exchangeable bonds, bonds with equity warrants, perpetual preferred shares, corporate and financials traded debt, sovereign debt, French law money-market and bond funds (whether or not UCITS-compliant) invested in bonds and other types of Euro-denominated debt (10% maximum), and shares resulting from a conversion of the above-defined instrument types (10% maximum). All returns are net of fees and total return.

## FUND MANAGERS' COMMENT - Arnaud BRILLOIS

During the month of September 2017, Lazard Convertible Global Fund returned 2.06% versus 1.02% for its benchmark (Thomson Reuters Global Focus Convertible in Euros). The fund's equity sensitivity is lower while the benchmark's is higher on the month, currently standing at 55.1% and 48.6%. Modified duration is unchanged on the month and is still lower than the benchmark's, standing at 0.77 versus 1.93. Overall, our equity overweight has a positive impact on relative performance, S&P500 in dollar rose by 2.02% and Stoxx 600 in euro gained 3.90%. Our shorter duration compared to the benchmark has been a positive contributor. In September, industrials and technology sectors have outperformed. We sold Meritor 2026 and Air France 2023. We initiated a position on Meritor 2037 and on Artemis/Kering, and reinvested fund's inflows on existing holdings. During the month, we have kept a small overweight on USD.

## PERFORMANCE - A unit

## HISTORICAL PERFORMANCE



Past performance is not a guarantee of current or future performance

## PERFORMANCE

Cumulative performance *	Month	YTD	1 year	3 years	5 years
<b>Lazard Convertible Global</b>	<b>2.1%</b>	<b>5.1%</b>	<b>11.7%</b>	<b>30.5%</b>	<b>60.9%</b>
<i>Index <sup>(1)</sup></i>	<i>1.0%</i>	<i>-2.6%</i>	<i>0.9%</i>	<i>17.3%</i>	<i>47.8%</i>

## RISK SCALE\*\*



\*\*Risk scale derived from the volatility of the UCITS over a period of 5 years (see detail on the back)

Annualized performance *	1 year	3 years	5 years
<b>Lazard Convertible Global</b>	<b>11.7%</b>	<b>9.3%</b>	<b>10.0%</b>
<i>Index <sup>(1)</sup></i>	<i>0.9%</i>	<i>5.5%</i>	<i>8.1%</i>

Annual performance *	2016	2015	2014	2013	2012
<b>Lazard Convertible Global</b>	<b>8.8%</b>	<b>9.7%</b>	<b>16.0%</b>	<b>11.2%</b>	<b>8.9%</b>
<i>Index <sup>(1)</sup></i>	<i>3.2%</i>	<i>11.2%</i>	<i>17.8%</i>	<i>11.8%</i>	<i>10.4%</i>

Characteristics	Sicav	Index
Modified duration	0.77	1.93
Delta - Equity exposure	55.1%	48.6%

## RISK RATIOS

	1 year	3 years
<b>Volatility</b>		
Lazard Convertible Global	8.4%	12.0%
<i>Index <sup>(1)</sup></i>	<i>6.6%</i>	<i>9.4%</i>
<b>Tracking error</b>	3.3%	4.5%
<b>Information ratio</b>	3.1	0.8
<b>Beta</b>	1.2	1.2

Ratios calculated on a weekly basis

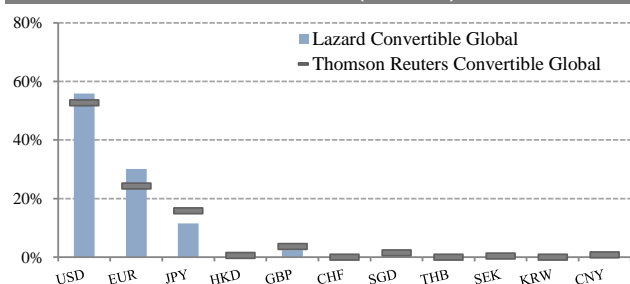
\* The performance quoted represents past performance. Past performance does not guarantee future results.

(1) Since 31/12/2014: Thomson Reuters Convertible Global Focus EUR (formerly Merrill Lynch G300)

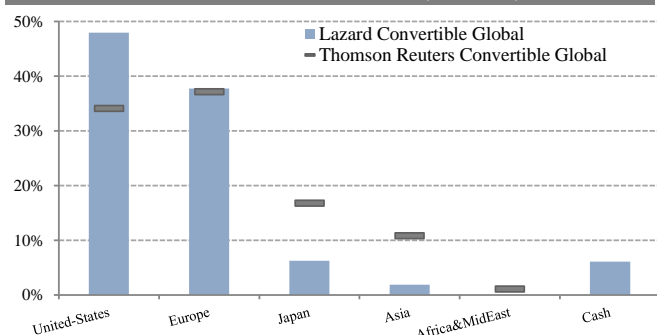
## MAIN HOLDINGS

Main holdings	Weight
MU 3 11/15/43	2.3%
CYPR SE 4.5 01-22	2.1%
TTWO 1 07/01/18	2.0%
FIRE 1.625 06-35	2.0%
PALO ALTO ZCP 07-19	2.0%

## CURRENCY ALLOCATION (% NAV)



## GEOGRAPHICAL ALLOCATION (% NAV)\*\*



\* Issue rating 2<sup>nd</sup> best or Issuer rating 2<sup>nd</sup> best

\*\* Nationality of underlying

## CARACTERISTICS

<b>ISIN Code</b> A unit : FR0000098683 R unit : FR0010858498 K unit : FR0011575240	<b>Valuation</b> Daily	<b>Management fees</b> A unit : 0,85% inclusive of all taxes of net assets R unit : 1,50% inclusive of all taxes of net assets K unit : 0,85% inclusive of all taxes of net assets
<b>Bloomberg Code</b> A unit : OBJCONV R unit : OBJCONR K unit : OBJCONK	<b>Custodian</b> Caceis Bank France	<b>Subscription fee</b> 4% max
<b>Legal Form</b> SICAV	<b>Management company</b> Lazard Frères Gestion	<b>Redemption fee</b> 1% max
<b>Coordinated UCITS</b> Yes	<b>Taxation</b> Capitalization and or distribution	<b>Total expense ratio and transaction fees</b> For more information, please check our prospectus
<b>AMF classification</b> Diversified UCITS	A unit : 09/17/1985 R unit : 03/05/2010 K unit : 12/20/2013	<b>Subscription terms</b> On next NAV for orders placed before 11 a.m. Settlement and value date Subscription D (NAV date) + 2 business days Redemption D (NAV date) + 2 business days
<b>Currency</b> Euro		
<b>Investment horizon</b> >5 years		

### Contacts :

Subscription/Redemption  
Caceis 01.57.78.14.14

### Additional information :

Laura Montesano  
01.44.13.01.79

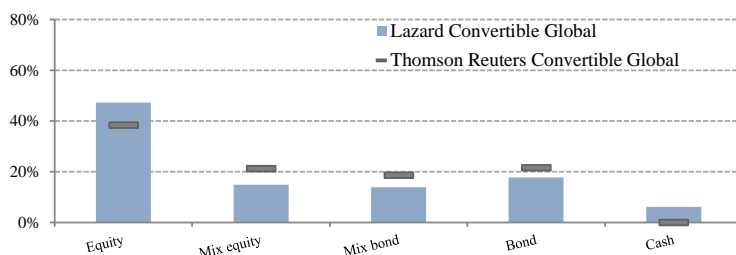
### Publication of NAVs :

www.lazardfreresgestion.fr

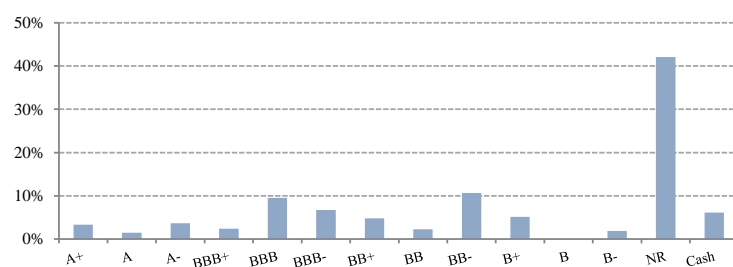
Please consider a fund's investment objectives, risks, charges, and expenses carefully before investing. Read the prospectus or summary prospectus carefully before you invest. The prospectus contain investment objectives, risks, charges, expenses, and other information about the Portfolio(s) and The Lazard Frères Gestion Funds that may not be detailed in this document. Distributed by Lazard Frères Gestion.

The DICI for Switzerland, the KIID, the articles of incorporation, the annual and semi-annual reports, as well as the list of the buying and selling transactions can be obtained free of charge from the representative of the Sicav in Switzerland, ACOLIN Fund Services AG, Affolternstrasse 56, CH - 8050 Zurich. The paying agent is Banque Cantonale de Genève, 17 Quai de l'Île, 1204 Geneva, Switzerland.

## EXPOSITION BY CONVERTIBLE BONDS (Equity exposure)



## RATING ALLOCATION (% NAV)\*



## SECTOR ALLOCATION (% NAV)

