

<b>Total net assets</b>	196.77M€	<b>Inception date (unit)</b>	Jan 21, 2011	<b>MORNINGSTAR</b> OVERALL ★★ ★ SUSTAINABILITY
<b>NAV</b>	1372.29 €	<b>ISIN Code</b>	FR0010990606	
		<b>Bloomberg Code</b>	LAZOIRD	

Country of registration

**MANAGER(S)**



Axel Laroza



**INVESTMENT POLICY**

The investment objective is to regularly outperform the EURO STOXX index over the medium term, with lower volatility and a controlled relative risk. The portfolio comprises Euro zone large caps. These companies: (i) satisfy Lazard's requirement for healthy and sustainable profits; and (ii) adopt a sustainable-development approach, focusing particularly on social and environmental criteria.

**FUND MANAGERS COMMENT**

June brought a period of dithering, with the markets no longer knowing where to turn. After declining in May, the Eurostoxx recouped most of its losses, driven by a few presidential tweets ahead of the G7, also by the continued fall in interest rates, which kept on moving to new lows. Yields on the Bund smashed their June 2015 record of -19bp, closing June at -0,33%. 10-year French yields moved into negative territory for the first time ever. Oil, supported by OPEC, attempted a minor rebound. The dollar weakened over the month, losing nearly 2%, on fears that the Fed in turn would return to a highly accommodative monetary policy. Against this backdrop, banks obviously struggled but the market as a whole rose by 5,23%. Helped by good stock picks in technology, commodities and construction materials, the fund outperformed slightly and rose by 5,33%. It was hurt by the weak performances of Société Générale, Unilever, KBC and Publicis, on which the consensus has misgivings. It was also negatively affected by the absence of Bayer, which performed well thanks to the acquisition of an equity interest by an activist shareholder. On the other hand, it benefited from the rebounds of Imerys, Rexel, Aperam and Saint-Gobain, as well as Cap Gemini, which announced a takeover bid for Altran.

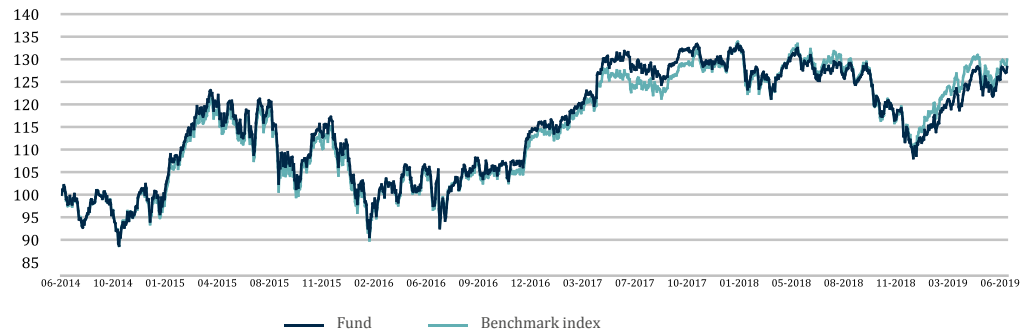
**RISK SCALE\***



Recommended investment period of 5 years

**BENCHMARK INDEX**  
Eurostoxx Net Return EUR

**CHANGE IN NET ASSET VALUE (NAV)**



Past performance is not a guarantee of current or future performance and increases at the end of the recommended investment period.

**FEATURES**

Legal Form	SICAV
Legal Domicile	France
UCITS	Yes
AMF Classification	Eurozone equities
Eligibility to PEA (personal equity savings plan)	Yes
Currency	EURO
Subscribers concerned	No restriction
Inception date	6/1/01
Date of share's first NAV calculation	1/21/11
Management company	Lazard Frères Gestion SAS
Custodian	Lazard Frères Banque
Fund administration	CACEIS Fund Admin
Frequency of NAV calculation	Daily
Order execution	On next NAV for orders placed before 11:00 a.m
Subscription terms	D (NAV date) + 2 business day
Settlement of redemptions	D (NAV date) + 2 business day
Share decimalisation	Yes
Minimum investment	1 share
Subscription fees	4% max
Redemption fees	1% max
Management fees	1.30%
Performance fees	Nil
Current expenses	1.46%

\*Risk scale : Derived from the historic volatility of the fund over a period of 5 years. The management company reserves the right to adjust the level of risk calculated according to the specific risk of the fund. This risk scale is supplied as a rough guide and may be modified without advance notice. Risk 1 does not mean a risk-free investment. This indicator may change over time.

**HISTORICAL PERFORMANCES**

	Cumulative					Annualized	
	1 Month	2019	1 Year	3 Years	5 Years	3 Years	5 Years
Fund	5.33%	15.90%	1.57%	30.57%	28.27%	9.30%	5.11%
Benchmark index	5.23%	16.83%	2.26%	31.91%	29.93%	9.67%	5.38%
Difference	0.10%	-0.92%	-0.70%	-1.34%	-1.65%	-0.37%	-0.27%

**CALENDAR PERFORMANCES**

	Fund	Benchmark index
2018	-13.55%	-12.72%
2017	11.73%	12.55%
2016	3.29%	4.15%
2015	11.17%	10.33%
2014	2.44%	4.14%

**TRAILING 1Y PERFORMANCES**

2019 06 30	1.57%	2.26%
2018 06 30	-0.80%	3.50%
2017 06 30	29.59%	24.62%
2016 06 30	-12.91%	-11.48%
2015 06 30	12.81%	11.27%

**RISK RATIOS\*\***

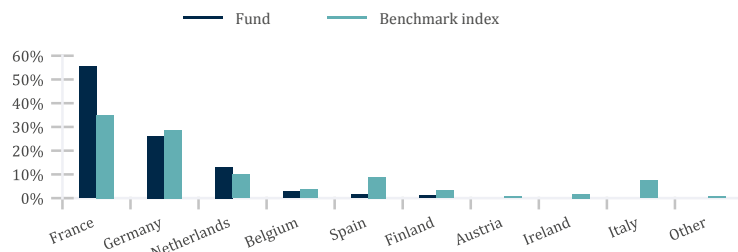
	1 Year	3 Years
<b>Volatility</b>		
Fund	13.46%	13.00%
Benchmark index	13.78%	12.97%
<b>Tracking Error</b>	2.51%	2.73%
<b>Information ratio</b>	-0.28	-0.24
<b>Sharpe ratio</b>	0.14	0.78
<b>Alpha</b>	-0.60	-0.37
<b>Beta</b>	0.96	0.98

\*\*Ratios calculated on a weekly basis

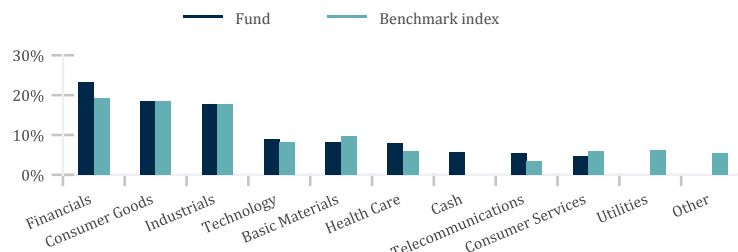
MAIN HOLDINGS

Holdings	Country	Sector	Weight	
			Fund	Index
SAP SE	Germany	Technology	4.7%	3.1%
SIEMENS AG.(N)	Germany	Industrial Goods & Services	3.9%	2.0%
ALLIANZ SE (NOMINATIVE)	Germany	Insurance	3.9%	2.1%
LVMH(MOET HENNESSY L. VUITTON)	France	Consumer Products & Services	3.8%	2.4%
UNILEVER NV (CERT. OF SHS)	Netherlands	Food, Beverage & Tobacco	3.2%	1.8%
OREAL (L)	France	Consumer Products & Services	3.0%	1.5%
SANOFI	France	Health Care	3.0%	2.0%
DEUTSCHE TELEKOM AG. (NOMI.)	Germany	Telecommunications	2.9%	1.2%
BNP PARIBAS	France	Banks	2.8%	1.1%
HEINEKEN HOLDING N.V.	Netherlands	Food, Beverage & Tobacco	2.8%	0.8%
<b>Total</b>			<b>34.0%</b>	<b>18.0%</b>

GEOGRAPHICAL BREAKDOWN



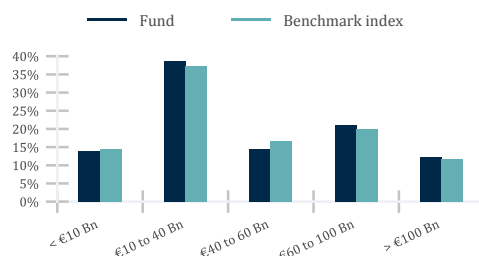
SECTOR BREAKDOWN



MAIN TRANSACTIONS

New positions	Positions sold
U.C.B.	ALSTOM
Positions increased	Positions reduced
SOCIETE GENERALE -A-	ASML HOLDING N.V.
EIFFAGE SA (EX-FOUGEROLLE)	AMUNDI SA
ESSILORLUXOTTICA SA	SCHNEIDER ELECTRIC SE

CAPITALIZATION BREAKDOWN



CURRENCY BREAKDOWN



OVER- AND UNDEREXPOSURE TO THE BENCHMARK INDEX

Overexposures		Underexposures	
AKZO NOBEL NV	2.3%	TOTAL	-3.1%
SAINT-GOBAIN (CIE DE)	2.2%	LINDE PLC	-2.3%
CARREFOUR	2.2%	AIRBUS SE	-1.7%
SOCIETE GENERALE -A-	2.2%	ANHEUSER-BUSCH INBEV	-1.5%

RELATIVE CONTRIBUTORS TO PERFORMANCE

First positive contributors			First negative contributors		
	Absolute perf.	Relative contribution (bp)		Absolute perf.	Relative contribution (bp)
IMERY S	19.7%	29	SOCIETE GENERALE -A-	-1.2%	-13
REXEL	15.3%	17	PUBLICIS GROUPE SA	-0.7%	-11
APERAM SA	17.5%	16	UNILEVER NV (CERT. OF SHS)	-0.8%	-9
<b>Total</b>			<b>Total</b>		<b>-33</b>

CONTACTS AND ADDITIONAL INFORMATION

Subscription/redemption  
CACEIS Bank / LFB  
01.57.78.14.14

Additional Information & datas:  
Client servicing  
+33 1 44 13 01 79

Publications of NAVs:  
www.lazardfreresgestion.fr

Please consider a fund's investment objectives, risks, charges, and expenses carefully before investing. Read the prospectus or summary prospectus carefully before you invest. The prospectus contain investment objectives, risks, charges, expenses, and other information about the Portfolio(s) and The Lazard Frères Gestion Funds that may not be detailed in this document. Distributed by Lazard Frères Gestion.

The state of the origin of the fund is France. In Switzerland, the representative is ACOLIN Fund Services AG, Leutschenbachstrasse 50, CH-8050 Zurich, whilst the paying agent is Banque Cantonale de Genève, 17, quai de l'Île, CH-1204 Genéva. The prospectus, the Key Investor Information Documents, the articles of association as well as the annual and semi-annual reports may be obtained free of charge from the representative. In respect of the units distributed in or from Switzerland, the place of performance and jurisdiction is at the registered office of the representative. Past performance is no indication of current or future performance. The performance data do not take account of the commissions and costs incurred on the issue and redemption of units.

## SRI CRITERIA

### Overall portfolio rating\*

As of June 30, 2019, the portfolio comprised 44 Vigeo-rated securities, representing 94,3% of the total assets. The portfolio's overall rating (the average overall rating of the stocks by portfolio weighting) was 1,33.

#### Overall portfolio rating as of June 30, 2019

1,33

#### Portfolio exclusion ratio

37,5%

*\*Overall rating:* The overall rating is calculated based on the score awarded by Vigeo for the five following domains, using our own weighting (Human Resources 40%; Environment 30%; Human Rights 10%; Community Involvement 10%; Client Supplier Relations 10%).

*\*Scale:* Each domain is rated from -2 to +2 based on the company's score in relation to its peers. The score distribution follows a normal distribution whose median is 0.

*\*Exclusion rate:* The exclusion rate is calculated as follows: (Investment Universe – SRI Investable Universe) / Investment Universe.

### Average rating by criteria, excluding corporate governance

	UCITS	Investment universe
Human resources	1,4	0,8
Environment	1,4	0,9
Client-supplier relations	1,2	0,8
Social commitment	1,2	0,7
Human Rights	1,3	0,9

### Focus on corporate governance

Since the beginning of the year, changes have been announced in Imerys and Legrand's management bodies. We are monitoring closely possible implications that these changes could have on the two companies' long-term strategies and on their economic profitability. We will be particularly vigilant on executive compensation criteria.

### Ethic Comment - Axel Laroza

On July 8th, the Brazilian competition authority (CADE) sentenced a total of 11 companies and 48 executives for having participated in a cartel scheme in 26 calls for tenders between 1999 and 2013. Among the defendants are the local subsidiaries of Alstom and Siemens. They could be fined a total amount of \$135 million.

We sold our positions in Alstom for valuation reasons but we kept our exposure to Siemens. We remain vigilant on the fallout of this case, which affects two groups that have already been involved in similar affairs.

## CONTACTS AND ADDITIONAL INFORMATION

#### Subscription/redemption

CACEIS BANK / LFG

01.57.78.14.14

#### Additional & data information:

01.44.13.01.79

#### Publications of NAVs:

[www.lazardfreresgestion.fr](http://www.lazardfreresgestion.fr)

Please consider a fund's investment objectives, risks, charges, and expenses carefully before investing. Read the prospectus or summary prospectus carefully before you invest. The prospectus contain investment objectives, risks, charges, expenses, and information about the Portfolio(s) and the Lazard Frères Gestion Funds that may not be detailed in this document. Distributed by Lazard Frères Gestion.

The state of the origin of the fund is France. In Switzerland, the representative is ACOLIN Fund Services AG, Leutschenbachstrasse 50, CH-8050 Zurich, whilst the paying agent is Banque Cantonale de Genève, 17, quai de l'île, CH-1204 Geneva. The prospectus, the Key Investor Information Documents, the articles of association as well as the annual and semi-annual reports may be obtained free of charge from the representative. In respect of the units distributed in or from Switzerland, the place of performance and jurisdiction is at the registered office of the representative. Past performance is no indication of current or future performance. The performance data do not take account of the commissions and costs incurred on the issue and redemption of units.

SRI Label awarded by the French Ministry of Finance and Public Accounts. Any reference to a ranking, award, rating of the UCI and/or of a fund manager is no guarantee of future performance.

**LAZARD FRÈRES GESTION**

SAS au capital de 14 487 500 € – 352 213 599 RCS Paris – 25 rue de Courcelles 75008 Paris

[www.lazardfreresgestion.fr](http://www.lazardfreresgestion.fr)