

Total net assets	121,33M€
NAV	200,43 €

Inception date (unit)	31 mars 2016
ISIN Code	FR0013135555
Bloomberg Code	LFOBDRC



Country of registration

MANAGER(S)



Scander Bentchikou

INVESTMENT POLICY

The management objective aims to achieve, based on a minimum investment term of five years, a performance greater than the Euro Stoxx index, net dividends reinvested, with a lower volatility and a controlled compared risk.

FUND MANAGERS COMMENT

What with the trade war that seemed to be intensifying, the mixed macroeconomic figures out of China, the Brexit prevarications and the social unrest in France, the market plummeted in December and ended the year at almost its lowest level. The Euro Stoxx index fell by 5,76%, while the fund lost 4,88%, ending the year with a decline of 9,51% and an outperformance of 321bp. In December, the fund was hurt by its underexposure to utilities. Deutsche Post also weighed on performance, penalised by Fedex's profit warning. On the other hand, the fund benefited from a positive allocation effect in banks and the finalisation of Anta Sport's bid for Amer Sports (+16,03%).

RISK SCALE*

← 1 2 3 4 5 6 7 →

Recommended investment period of 5 years

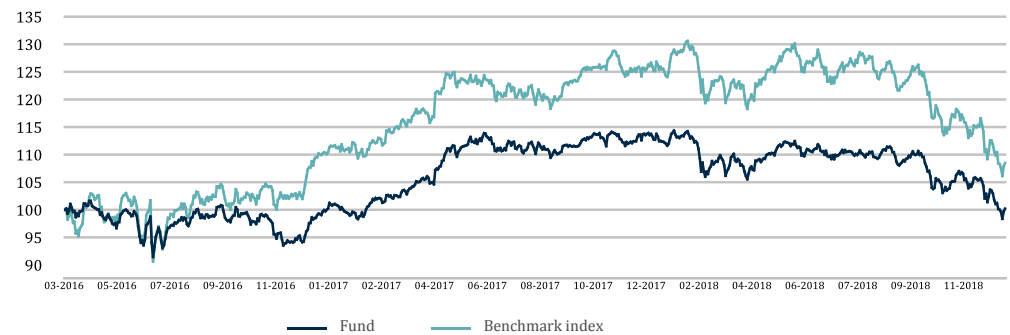
BENCHMARK INDEX
Eurostoxx Net Return EUR

FEATURES

Legal Form	FCP
Legal Domicile	France
UCITS	Yes
AMF Classification	Eurozone equities
Eligibility to PEA (personal equity savings plan)	Yes
Currency	EURO
Subscribers concerned	Retail
Inception date	01/04/08
Date of share's first NAV calculation	31/03/16
Management company	Lazard Frères Gestion SAS
Custodian	Lazard Frères Banque
Valuation agent	CACEIS Fund Admin
Frequency of NAV calculation	Daily
Order execution	On next NAV for orders placed before 11:00 a.m
Subscription terms	D (NAV date) + 2 business day
Settlement of redemptions	D (NAV date) + 2 business day
Share decimalisation	Yes
Minimum investment	No
Subscription fees	1 share
Redemption fees	4% max
Management fees	0% max
Outperformance fees	2,20%
Current expenses	Nil
	2,40%

*Risk scale : Derived from the historic volatility of the fund over a period of 5 years. The management company reserves the right to adjust the level of risk calculated according to the specific risk of the fund. This risk scale is supplied as a rough guide and may be modified without advance notice. Risk 1 does not mean a risk-free investment. This indicator may change over time.

CHANGE IN NET ASSET VALUE (NAV)



Past performance is not a guarantee of current or future performance and increases at the end of the recommended investment period.

HISTORICAL PERFORMANCES

	Cumulative			Annualized	
	1 Month	2018	1 Year	5 Years	5 Years
Fund	-4,97%	-10,51%	-10,51%		
Benchmark index	-5,76%	-12,72%	-12,72%		
Difference	0,80%	2,21%	2,21%		0,00%

ANNUAL PERFORMANCE

	Fund	Benchmark index
2018	-10,51%	-12,72%
2017	11,71%	12,55%

RISK RATIOS*

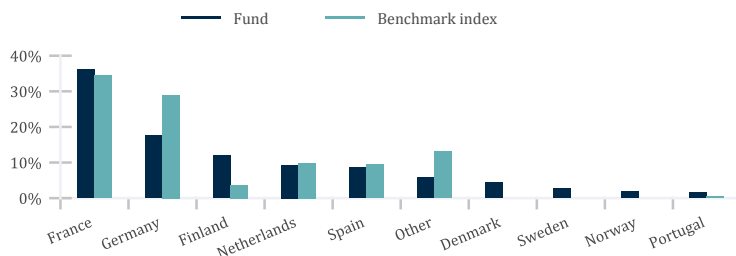
	1 Year
Volatility	
Fund	10,66%
Benchmark index	14,19%
Tracking Error	6,00%
Information ratio	0,37
Sharpe ratio	-0,95
Alpha	-1,80
Beta	0,69

* Ratios calculated on a weekly basis

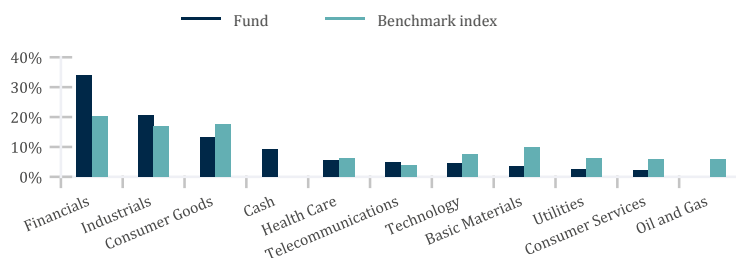
MAIN HOLDINGS

Holdings	Country	Sector	Weight	
			Fund	Index
SANOFI	France	Health Care	3,5%	2,3%
MUENCHENER RUECKVERSICHER. (N)	Germany	Insurance	3,4%	0,8%
VINCI	France	Construction & Materials	3,3%	1,1%
LAZARD ACTIFS REELS - D-	France	Real Estate	3,2%	
NEXITY	France	Real Estate	3,0%	
DANONE	France	Food & Beverage	3,0%	1,1%
SAMPO PLC -A-	Finland	Insurance	2,9%	0,5%
SCOR SE	France	Insurance	2,9%	0,2%
AENA SME SA	Spain	Industrial Goods & Services	2,8%	0,3%
DEUTSCHE POST A.G.	Germany	Industrial Goods & Services	2,7%	0,6%
		Total	30,9%	6,8%

GEOGRAPHICAL DISTRIBUTION



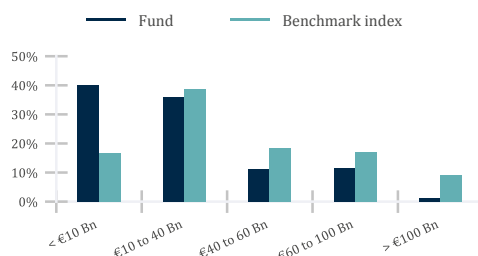
SECTOR ALLOCATION



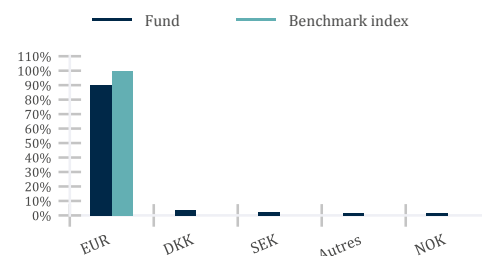
MAIN TRANSACTIONS

New positions	Positions sold
	ENAGAS S.A.
Positions increased	Positions reduced
TIETO CORPORATION -B-	DANONE
SAMPO PLC -A-	AMER SPORTS CORPORATION -A-
ELISA CORPORATION -A-	GRUPO CATALANA OCCIDENTE SA

BREAKDOWN BY CAPITALISATION



BREAKDOWN BY CURRENCY



OVER- AND UNDEREXPOSURE TO THE BENCHMARK INDEX

Overexposures		Underexposures	
LAZARD ACTIFS REELS -D-	3,2%	TOTAL	-3,3%
NEXITY	3,0%	SAP SE	-2,5%
SCOR SE	2,7%	SIEMENS AG.(N)	-2,2%
MUENCHENER RUECKVERSICHER. (N)	2,7%	LINDE PLC	-2,1%

RELATIVE CONTRIBUTORS TO PERFORMANCE

First positive contributors			First negative contributors		
	Absolute perf.	Relative contribution (bp)		Absolute perf.	Relative contribution (bp)
AMER SPORTS CORPORATION -A-	16,1%	39	DEUTSCHE POST A.G.	-15,1%	-22
MUENCHENER RUECKVERSICHER. (N)	-0,7%	13	SBANKEN ASA	-14,6%	-15
ELISA CORPORATION -A-	1,9%	12	NEXITY	-9,2%	-11
Total		63	Total		-47

CONTACTS AND ADDITIONAL INFORMATION

Subscription/redemption
CACEIS Bank / LFB
01.57.78.14.14

Additional Information:
+33 1 44 13 01 79

Publications of NAVs:
www.lazardfreresgestion.fr

Please consider a fund's investment objectives, risks, charges, and expenses carefully before investing. Read the prospectus or summary prospectus carefully before you invest. The prospectus contain investment objectives, risks, charges, expenses, and other information about the Portfolio(s) and The Lazard Frères Gestion Funds that may not be detailed in this document. Distributed by Lazard Frères Gestion.