

| International bonds and debt securities | Share classes | ISIN code* | NAV € | Net assets (€ million) | Total net assets (€ million) |
|---|---------------|--------------|-----------|------------------------|------------------------------|
| | SC EUR Unit | FR0013311446 | 11 168,87 | 218,12 | 590,47 |

* Not all share classes of the relevant sub-fund are registered

for marketing in German and Austria

MANAGEMENT

INVESTMENT POLICY

The fund's investment objective is to outperform the Barclays Global Contingent Capital € Hedged index for units PVC EUR, PVD EUR, RVC EUR, RVD EUR, SC EUR and TVD EUR, Barclays Global Contingent Capital Hedged USD for unit PVC H-USD and Barclays Global Contingent Capital Hedged CHF for PVC H-CHF.

To attain this objective, the strategy will rely on an active management of the portfolio mainly invested in subordinated securities (this type of debt is more risky than Senior Unsecured or Securitised debts), or any securities, not considered as common stocks, issued by European financial institutions. The investment process combine both a Top-down approach (strategic and geographical allocation approach which takes into consideration the macro and sectorial environments) and a Bottom-up approach (stock-picking based on fundamental analysis of the issuer and its securities) and then integrating the regulatory environment in which this asset class evolves. The modified duration will be managed in a 0 to 8 range. The fund only invests in bonds or securities issued by companies having their head office in an OECD member country and/or in issues or securities listed in a stock market of one of these countries. The FCP invests only in obligations negotiated in Euro, USD or Sterling.

FUND MANAGER'S COMMENT - François Lavier - Alexis Lautrette

The net asset value of Lazard Capital Fi fell by -0,1% over the month versus +0,4% for the Barclays Global Contingent Capital € Hedged Index.

AT1s in OAS tightened by -2 bps to 466 bps according to Bloomberg Barclays Global Index.

The German government bond yield curve flattened during the month, with the 10-year yield down -10 bps to -0,6%, the 5-year yield down -11 bps to -0,8%, while the 2-year yield down -9 bps to -0,8%.

For 2020, Lazard Capital Fi posted a net performance of -0,2% vs +0,1% for the Barclays Global Contingent Capital € Hedged Index.

Lazard Capital Fi has a 260-day volatility of 16,7% vs 16,1% for the Barclays Global Contingent Capital € Hedged Index.

The first banks' publications for Q3 are better than expected in general with two main trends: a very sharp decline in the cost of risk and well below consensus expectations for 3Q20 and on which managers expect an improvement in 2021 and CET1 capital ratios still rising QoQ. These excellent results will not have succeeded to offset the bad news on the health front, however with limited reaction to announcements of new light-lockdowns in Europe. On the central bank side, no news yet, but Ms. Lagarde has promised to act at the next monetary policy meeting in December.

The M&A theme continues to drive the market, with rumors in Italy between Banco BPM and Crédit Agricole as well as between Unicredit and Monte dei Paschi (with probably a capital increase that could go up to 2.5 billion). In Spain, merger talks between Liberbank and Unicaja are continuing while rumors of a merger between BBVA, Kuxtabank and Sabadell have emerged.

The EBA has published its guidelines on Legacy instruments and their ability to be included or not in the capital structure of banks. The central recommendation is as follows: call / reimburse or modify the terms and conditions, which has led to a positive reaction in the Legacy market, also already well oriented this month with the Rabobank tender operation on a legacy Tier 1.

AIB and Barclays have exercised the call of the last two AT1s with a call date in 2020, so there have been in the end only 3 "non-calls" out of around 20 bonds in 2020, despite the uncertainty and the difficulties related to Covid.

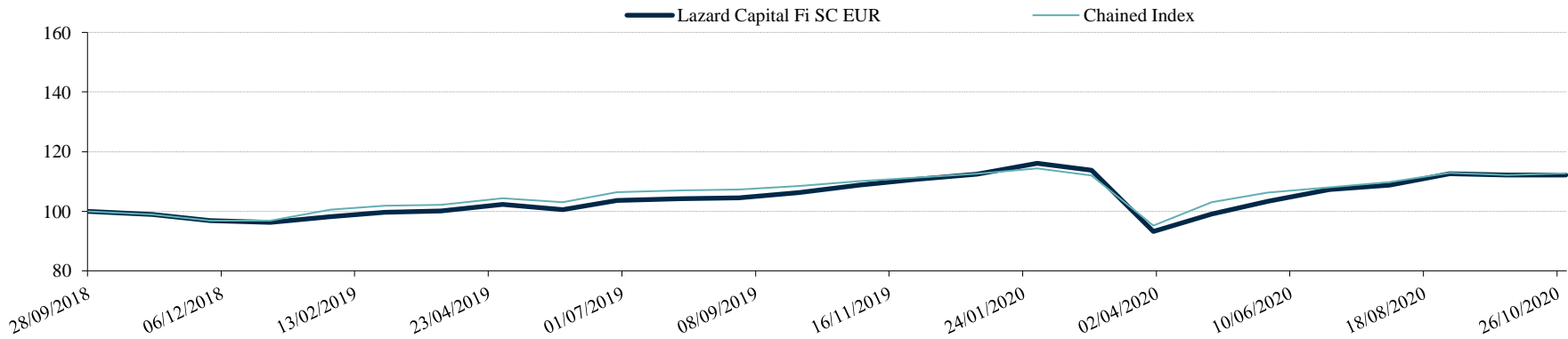
The primary market was calm with Caixabank, Crédit Agricole and Nykredit in AT1, the insurer Unipol in RT1, Santander and Banque Postale in Tier 2.

The primary market, excluding covered bonds, totaled 18 bn€ in gross issuance according to Barclays, with net bank issuance totaling +8 bn€ over the months. Since the beginning of the year, gross issuance has represented 225 bn€ and net issuance +66 bn€.

In Lazard Capital Fi, the most important contributors to the performance have been Legacy with +0,3%, AT1 and RT1 with -0,2% and banks Tier 2 with -0,3%. By country, the most important contributions came from UK (+0,2%), Germany (+0,2%) and Belgium (+0,1%). By issuer, Deutsche Bank with +0,2% and BNP Paribas with +0,2% are the most important contributions.

PERFORMANCE

HISTORICAL PERFORMANCE



* Barclays Global Contingent Capital € hedged since 31/12/2015, before JPMorgan Susi Tier 1.

Past performance indications is not a guarantee of current or future performance. The return may increase or decrease as a result of currency fluctuations

The tax treatment depends on the individual circumstances of each investor and may be subject to change in the future

PERFORMANCE

| Annual performance* | 2019 | 2018 | 2017 | 2016 | 2015 |
|---------------------------------|---------------|------|------|------|------|
| Lazard Capital Fi SC EUR | 16,68% | - | - | - | - |
| <i>Chained Index</i> | <i>16,18%</i> | - | - | - | - |

| Cumulative performance* | Month | YTD | 1 year | 3 years | 5 years |
|---------------------------------|---------------|---------------|--------------|---------|---------|
| Lazard Capital Fi SC EUR | -0,05% | -0,22% | 3,14% | - | - |
| <i>Chained Index</i> | <i>0,41%</i> | <i>0,08%</i> | <i>2,34%</i> | - | - |

* The performance quoted represents past performance. Past performance does not guarantee future results.

The performance less than one year is given for illustrative purposes.

| | | | |
|--------------------------|------------|------------------------|------------|
| Modified duration | 3,9 | Spread duration | 3,8 |
|--------------------------|------------|------------------------|------------|

| | |
|--|-------------|
| Yield to maturity (Without hedging costs) | 5,4% |
|--|-------------|

| | |
|--|-------------|
| Yield to call (Without hedging costs) | 7,0% |
|--|-------------|

| | |
|-----------------------|-------------|
| Yield to Worst | 5,3% |
|-----------------------|-------------|

| | |
|--|-------------|
| Average rating (issuer)¹ | BBB+ |
|--|-------------|

| | |
|--|------------|
| Average rating (issues)¹ | BB- |
|--|------------|

¹ Average rating for each security

| | |
|---|-------------|
| Yield to call (With hedging costs) | 6,8% |
|---|-------------|

| | |
|------------------------|------------|
| Spread vs Govt. | 741 |
|------------------------|------------|

Estimates on yields in different currencies, spreads or sensitivities are based on the best judgment from Lazard Freres Gestion for all the securities included into the portfolio at the mentioned date. LFG does not provide any guarantee on its accuracy or on the methodology used.

SCALE RISK**



**Risk scale calculated from the volatility of the UCITS over a period of 5 years (see detail on the back). Risk 1 does not mean a risk-free investment. This indicator may change over time.

RISK RATIOS

| | 1 year | 3 years |
|--------------------------|---------------|---------|
| Volatility | | |
| Lazard Capital Fi SC EUR | 23,99% | - |
| <i>Chained Index</i> | <i>22,87%</i> | - |
| Tracking error | 6,60% | - |
| Information ratio | 0,12 | - |

Ratios calculated on a weekly basis over 1 year and a monthly basis over 3 years

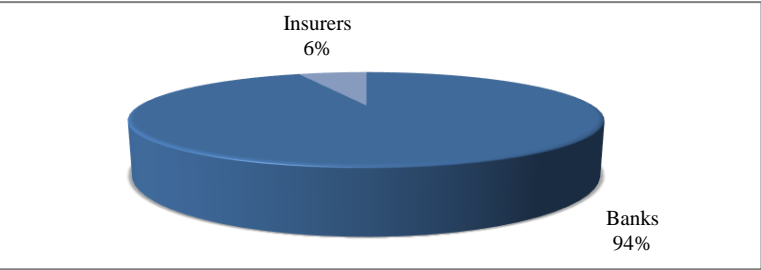
| | |
|---------------------------------|------------------------------------|
| Gross currency exposure: | 70% EUR / 14% USD / 16% GBP |
|---------------------------------|------------------------------------|

| | |
|-------------------------------|-----------------|
| Net currency exposure: | 100% EUR |
|-------------------------------|-----------------|

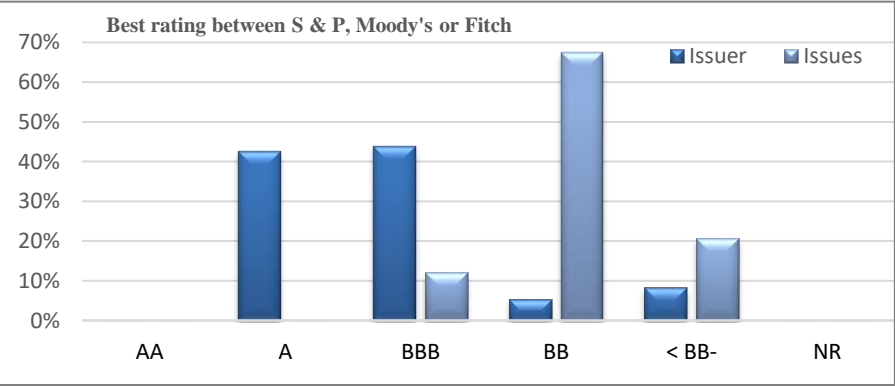
MAIN HOLDINGS

| Main holdings | | |
|----------------------------|-----------|------|
| Barclays PLC 5,875% Perp | Banks AT1 | 4,3% |
| Commerzbank FR 6,125% Perp | Banks AT1 | 3,9% |
| Caixa Bank 5,25% Perp | Banks AT1 | 3,0% |
| Bank of Ireland 6% Perp | Banks AT1 | 3,0% |
| KBC Group 4,25% Perp | Banks AT1 | 2,5% |

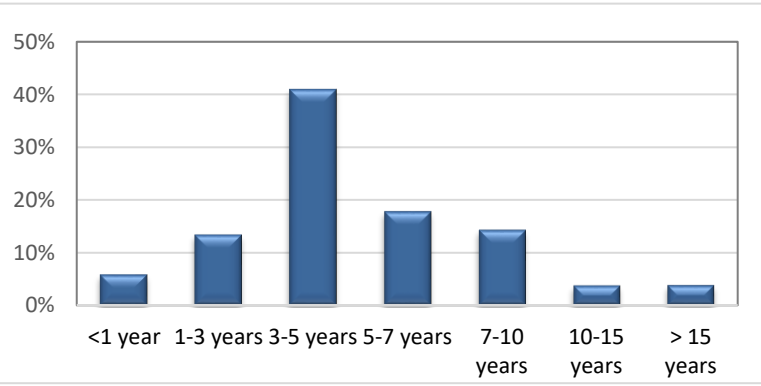
SECTOR ALLOCATION



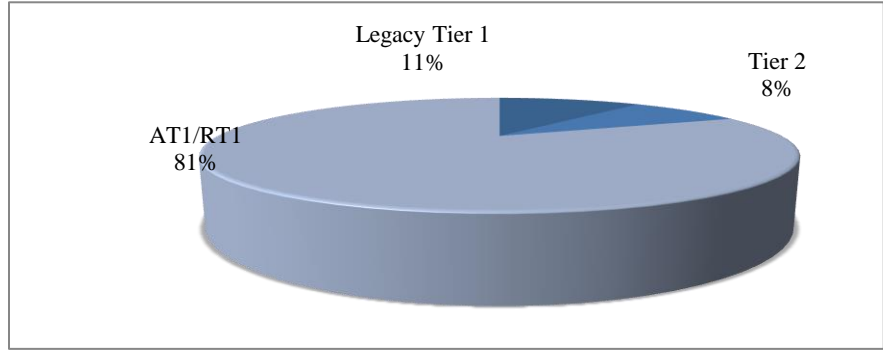
RATING ALLOCATION



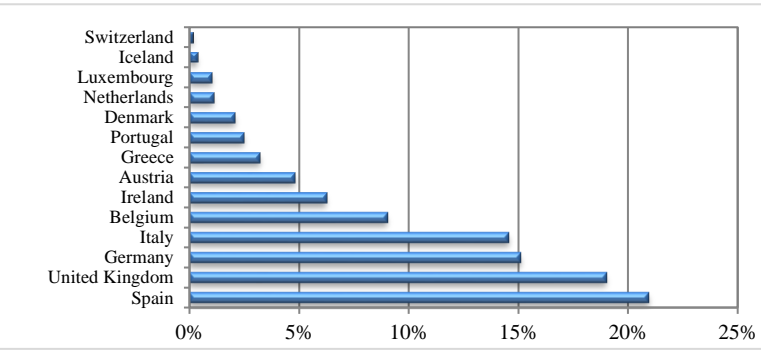
BREAKDOWN BY MATURITY (AT CALL)



BREAKDOWN BY LEVEL OF SUBORDINATION



GEOGRAPHICAL DISTRIBUTION



FUND DETAILS

| | | | | | |
|---|---------------------|------------------------------|---|--|----------------------------------|
| ■ ISIN Code | ■ | ■ Custodian | CACEIS Bank | ■ Management fees | |
| SC EUR Unit | FR0013311446 | ■ Management company | | SC EUR : maximum of 0,735% inclusive of taxes | |
| | | | Lazard Frères Gestion SAS | | |
| | | ■ Fund Administration | | | |
| | | | Caceis FA | | |
| | | | | | |
| ■ Bloomberg Code | LAZCAPS FP | | | | |
| ■ Legal Form | FCP | ■ Taxation | Capitalization | ■ Subscription fees | Maximum of 4% inclusive of taxes |
| ■ UCITS-Compliant | Yes | | | ■ Redemption fees | None |
| ■ AMF Classification | International bonds | ■ Inception date | 17/09/2018 | ■ Outperformance fees | |
| ■ Currency | Euro | ■ Subscription terms | | 15% of the outperformance in excess of each units' respective indexes. | |
| ■ Investment horizon | Minimum 5 years | | Each business day by 12 am | | |
| ■ Valuation | Daily | | Settlement and value date : | | |
| ■ Modified duration | 0 to 8 | | Subscription: J (date of the NAV) + 2 business days | | |
| ■ Total expense ratio and transaction fees | | | Redemption: J + 2 business days | | |
| For more information, please check our prospectus on www.lazardfreresgestion.fr | | | | | |

** Risk scale : calculated from the historic volatility of the UCITS over a period of 5 years, If the fund is not 5 years old of history, the level of risk is calculated from the target volatility of the strategy. The management company saves itself the possibility of adjusting the level of risk calculated according to the specific risk of the fund. This risk scale supplied as a rough guide and may be modified without advance notice.

Contacts :
Subscription/Redemption
CACEIS Bank
+33 1.57.78.14.14

**Additional and data
information :**
Commercial service
01.44.13.01.79

Publication of NAVs :
www.lazardfreresgestion.fr

This promotional document is provided for the information of unitholders or shareholders in accordance with applicable regulations and does not constitute investment advice, an invitation or an offer to subscribe for financial instruments. Investors who are considering subscribing must first carefully read the prospectus. Please consider a fund's investment objectives, risks, charges, and expenses carefully before investing. Read the prospectus or summary prospectus carefully before you invest. The prospectus and summary prospectus contain investment objectives, risks, charges, expenses, and other information about the Portfolio(s) and The Lazard Frères Gestion Funds that may not be detailed in this document. Distributed by Lazard Fund Management.

The prospectus for Switzerland, the KIID, the articles of incorporation, the annual and semi-annual reports, as well as the list of the buying and selling transactions can be obtained free of charge from the representative of the Fund in Switzerland, ACOLIN Fund Services AG, Affolternstrasse 56, 8050 Zürich, Switzerland. The paying agent is Banque Cantonale de Genève, 17 Quai de l'Île, 1204 Geneva, Switzerland.

For investors in the United Kingdom: this document has been issued and approved in the United Kingdom by Lazard Asset Management Limited, 50 Stratton Street, London W1J 8LL. Incorporated in England and Wales, registered number 525667. Lazard Asset Management Limited is authorised and regulated by the Financial Conduct Authority. For Italian investors, fund Paying Agents are Société Générale Securities Services, Via Benigno Crespi, 19, 20159 Milano, and BNP Paribas Securities Services, Piazza Lina Bo Bardi, 3, 20124 Milano.

Lazard Frères Gestion SAS, 25 rue de courcelles - 75008 Paris with a capital of € 14,487,500
registered at the Paris RCS under the number SIRET 352 213 599.

Portfolio Management Company approved by "the Autorité des Marchés Financiers" under number GP 04 000068."
www.lazardfreresgestion.fr

United Kingdom, Finland, Ireland, Denmark, Norway and Sweden: The information is approved, on behalf of Lazard Fund Managers (Ireland) Limited, by Lazard Asset Management Limited, 50 Stratton Street, London W1J 8LL. Incorporated in England and Wales, registered number 525667. Lazard Asset Management Limited is authorised and regulated by the Financial Conduct Authority.

Germany and Austria: Lazard Asset Management (Deutschland) GmbH, Neue Mainzer Strasse 75, 60311 Frankfurt am Main is authorized and regulated in Germany by the BaFin. The Paying Agent in Germany is Landesbank Baden-Württemberg, Am Hauptbahnhof 2, 70173 Stuttgart, the Paying Agent in Austria is UniCredit Bank Austria AG, Rothschildplatz 1, 1020 Vienna.

Belgium and Luxembourg: This information is provided by the Belgian Branch of Lazard Fund Managers Ireland Limited, at Blue Tower Louise, Avenue Louise 326, Brussels, 1050 Belgium. The Paying Agent and the Representative in Belgium for the registration and the receipt of requests for issuance or repurchase of units or for switching sub-funds is Societe Generale Private Banking NV, Kortrijksesteenweg 302, 9000 Gent, Belgium.

France: Any person requiring information in relation to the Fund mentioned in this document is required to consult the KIID which is available on request from Lazard Frères Gestion SAS. The information contained in this document has not been independently verified or audited by the statutory auditors of the UCITS(s) concerned

Italy: This information is provided by the Italian branch of Lazard Asset Management (Deutschland) GmbH. Lazard Asset Management (Deutschland) GmbH Milano Office, Via Dell'Orso 2 - 20121 Milan is authorized and regulated in Germany by the BaFin. Not all share classes of the relevant sub-fund are registered for marketing in Italy and target institutional investors only. Subscriptions may only be based on the current prospectus.

Netherlands: This information is provided by the Dutch Branch of Lazard Fund Managers (Ireland) Limited, which is registered in the Dutch register held with the Dutch Authority for the Financial Markets (Autoriteit Financiële Markten).

Spain and Portugal: This information is provided by the Spanish Branch of Lazard Fund Managers Ireland Limited, at Paseo de la Castellana 140, Piso 100, Letra E, 28046 Madrid and registered with the National Securities Market Commission (Comisión Nacional del Mercado de Valores or CNMV) under registration number 18. The [Fund Name] is a Foreign Collective Investment Scheme registered with the CNMV under registration number 18.

Andorra: For Andorran licensed financial entities only. This information is provided by the Spanish Branch of Lazard Fund Managers Ireland Limited, at Paseo de la Castellana 140, Piso 100, Letra E, 28046 Madrid and registered with the National Securities Market Commission (Comisión Nacional del Mercado de Valores or CNMV) under registration number 18. This information is approved by Lazard Asset Management Limited (LAML). LAML and the Fund are not regulated or authorised by or registered in the official registers of the Andorran regulator (AFA) and thus the Shares of the Fund may not be offered or sold in Andorra through active marketing activities. Any orders transmitted by an Andorran licensed financial entity for the acquisition of Shares of the Fund and/or any marketing materials related to the Fund are provided in response to an unsolicited approach from the investor.

Switzerland: This is an advertising document. The state of the origin of the fund is France. In Switzerland, the representative is ACOLIN Fund Services AG, Leutschenbachstrasse 50, CH-8050 Zurich, whilst the paying agent is Banque Cantonale de Genève, 17, quai de l'Île, CH-1204 Geneva. The prospectus, the key information documents or the key investor information documents, the fund regulation (for a FCP) or the articles of association (for a SICAV) as well as the annual and semi-annual reports may be obtained free of charge from the representative. Past performance is no indication of current or future performance. The performance data do not take account of the commissions and costs incurred on the issue and redemption of units.

Singapore: Issued by Lazard Asset Management (Singapore) Pte. Ltd., 1 Raffles Place, #25-01 One Raffles Place Tower 1, Singapore 048616. Company Registration Number 201135005W. Lazard Asset Management (Singapore) Pte. Ltd. provides services only to "institutional investors" or "accredited investors" as defined under the Securities and Futures Act, Chapter 289 of Singapore.